




# In-Stock Stair Part Program

— VOLUME IV —



30881 Beverly ■ Romulus, MI 48174 ■ Phone: 734.729.0780 ■ Fax: 734.729.0757







[www.jimmackiedistribution.com](http://www.jimmackiedistribution.com)

## Table of Contents

Hand Rails . . . . .	3
Newels - Post to Post . . . . .	4
Newels - Over the Post . . . . .	6
Box Newels . . . . .	7
Fittings . . . . .	8
Accessories . . . . .	9
Treads / Starting Steps . . . . .	10
Wood Balusters . . . . .	11
Iron Balusters . . . . .	12
Shoes & Accessories . . . . .	15

All other species and items are available for special order.  
Please call us for lead times and pricing.

# Solid Cap Hand Rails

 <p>┌ 2-3/4" ─┐ └ 1-5/8" ┘</p>	<p><b>6001</b></p> <ul style="list-style-type: none"> <li>■ Red Oak, White Oak, and Stain Grade Poplar ■ 8', 10', 12', 14', 16'</li> <li>■ Plowed Available in Red Oak and Poplar ■ 1 3/4" Plow</li> </ul>
 <p>┌ 2-1/4" ─┐ └ 2-3/8" ┘</p>	<p><b>6010</b></p> <ul style="list-style-type: none"> <li>■ Red Oak and Stain Grade Poplar ■ 8', 10', 12', 14', 16'</li> <li>■ Bending Rail with Pine Bending Mould ■ 16' Length</li> <li>■ Plowed Available in Red Oak and Poplar with Fillet ■ 1 1/4" Plow</li> </ul>
 <p>┌ 2-5/8" ─┐ └ 1-3/4" ┘</p>	<p><b>6084</b></p> <ul style="list-style-type: none"> <li>■ White Oak and Stain Grade Poplar ■ 8', 10', 12', 14', 16'</li> </ul>
 <p>┌ 2-5/8" ─┐ └ 2-3/8" ┘</p>	<p><b>6210</b></p> <ul style="list-style-type: none"> <li>■ Red Oak and Stain Grade Poplar ■ 8', 10', 12', 14', 16'</li> <li>■ Bending Rail with Pine Bending Mould ■ 16' Length</li> <li>■ Plowed Available in Red Oak and Poplar with Fillet ■ 1 3/4" Plow</li> </ul>
 <p>┌ 2-5/8" ─┐ └ 2-3/4" ┘</p>	<p><b>6710</b></p> <ul style="list-style-type: none"> <li>■ Red Oak and Stain Grade Poplar ■ 8', 10', 12', 14', 16'</li> <li>■ Bending Rail with Pine Bending Mould ■ 16' Length</li> </ul>
 <p>┌ ─ 1-1/2" ─┐ └ 5-1/2" ┘</p>	<p><b>336</b></p> <ul style="list-style-type: none"> <li>■ Red Oak and Stain Grade Poplar ■ 8', 9', 10', 11', 12', 13', 14', 15', 16'</li> <li>■ Plowed Available in Red Oak and Poplar ■ 1" Plow</li> <li>■ Fillet Sold Separately</li> </ul>

# Newels – Post to Post

Available in



Red Oak



Poplar

## 3" Series

## 3½" Series



4040 BT  
48"



4042 BT  
54"



4045 BT  
60"



4504 BT  
56"



4503 BT  
62"  
10" Block

Available in



Red Oak



Poplar

3½" Series



3040  
48"



3042  
56"



3045  
62"



4003  
48", 60"



4005 BT  
56"



4005 ST  
56"

# Newels – Over the Post

Available in



Red Oak



Poplar

## 3" Series

## 3½" Series



**4010**  
43"

**4014**  
48"

**4015**  
58"



**4270**  
44"

**4275**  
56"

**3014**  
48"

**3015**  
56"

## Newels – Box



**4075**  
Plain  
3 1/2" x 3 1/2" x 55"  
Red Oak & Poplar



**4091**  
Plain  
6 1/4" x 6 1/4" x 55"  
Red Oak & Poplar



**4091-FP**  
Flat Panel  
6 1/4" x 6 1/4" x 55"  
Red Oak & Poplar



**4091-RP**  
Raised Panel  
6 1/4" x 6 1/4" x 55"  
Red Oak & Poplar



**4091-FL**  
Fluted  
6 1/4" x 6 1/4" x 55"  
Red Oak & Poplar



**5400**  
Plain  
5 1/2" x 5 1/2" x 56"  
White Oak & Poplar



**5900**  
Routed  
5 1/2" x 5 1/2" x 56"  
White Oak & Poplar



**4175 Sleeve**  
3 1/2" Inner  
4 1/2" Outer  
21" Tall  
Red Oak & Poplar



**5000 Sleeve**  
5-1/2" Inner  
6-1/2" Outer  
21-3/4" Tall  
White Oak & Poplar

# Hand Rail Fittings

Available in



Red Oak



Poplar



7009



7010



7011



7012



7013\*



7014 \*



7019



7020



7021



7030



7035



7040



7045



7047 LH\*\*



7048 RH\*\*



7060 LH\*\*



7065 RH\*\*



7098\*\*



7099\*\*

Profile Reference



\* Available in Handrail Style 6010 & 6210 only

\*\* Available in Handrail Style 6010 only



# Accessories

**6046 Shoe Rail** 1-3/4" Plow  
**6052 Fillet**  
 Poplar



**6045 Shoe Rail** 1-1/4" Plow  
**6051 Fillet**  
 Red Oak  
 Poplar



**PL Shoe Rail** 1" Plow  
**PL Fillet**  
 Red Oak  
 Poplar



**7017 Rosette**  
 4-3/4" Round  
 Red Oak & Poplar



**7033 Rosette**  
 4-3/8" x 6"  
 Red Oak, White Oak, Poplar



**7037 Rosette**  
 4-13/16" x 6-1/2"  
 Red Oak, White Oak, Poplar



**Stringer Mould**  
 3/8" x 3/4" - 1/4" Rabbet  
 Red Oak & Poplar

# Plugs, Buttons & Hardware



**Plugs**



**3076**



**3078**



**3079**




**Spring Bolt**



**EZ Lock**



**3008**  
**Newel Mounting Kit**



**3009 3"**  
**3010 3-1/2"**

# Treads / Starting Steps



**8071**  
Mitered One-End Reversible Tread

1-1/16" x 10-1/2" ■ Red Oak = 48", 54" Lengths  
 1-1/16" x 11-1/2" ■ Red Oak = 48", 54", 60" Lengths  
 1-1/16" x 11-1/2" ■ Poplar = 60" Lengths  
 1-1/16" x 11-1/2" ■ White Oak = 48", 60" Lengths



**8071MR**  
CRAFTSMAN SERIES  
Mitered One-End Reversible Tread

1-1/16" x 11-1/2" ■ White Oak = 48", 60" Lengths



**8070**  
Plain Tread Good One-Side

1-1/16" x 11-1/2" ■ Red Oak = 36", 42", 48", 54", 60", 72" Lengths  
 1-1/16" x 11-1/2" ■ Poplar = 48", 60", 72" Lengths  
 1-1/16" x 11-1/2" ■ White Oak = 42" Length  
 1-1/16" x 10-1/2" ■ Red Oak = 36", 42", 48", 60" Lengths



**8070**  
Retro Tread

5/8" x 11-1/2" ■ 42", 48" Lengths  
*Nosing & Returns Available for Retro Treads*



**8078**  
CRAFTSMAN SERIES  
False Tread Kit  
Red Oak & White Oak



**8079**  
False Tread Kit  
Poplar & Red Oak



**8090**  
3-1/2" & 5-1/2" Widths  
Poplar & Red Oak



**8110-2**  
False Starting Steps  
Red Oak



**8080**  
Nosing  
Red Oak & Poplar  
52", 67" Lengths



**8010**  
Starting Steps



**8015**  
Starting Steps  
Red Oak = 48", 54" Widths

## Balusters - Wood

### Square Top

### Pin Top



**5460**

1" x 1"  
36", 42"

Poplar & Red Oak

**5060**

1-1/4" x 1-1/4"  
36", 42"

Primed & Poplar

**200**

1-3/4" x 1-3/4"  
36", 42"

Primed & Poplar

**5141**

36", 39", 42"  
Primed & Red Oak

**5015**

34", 38", 41/42"  
Primed & Red Oak

**2015**

36", 39", 43"  
Primed & Red Oak

**5300**


36", 39", 42"  
Primed & Red Oak

# Balusters - Iron

## Finishes & Patinas



Satin Black (STB)



Ash Gray (AG)

## Aalto Series



**16.2.1**  
1/2" SQ Ends  
44" Length



**16.6.1**  
1/2" SQ Ends  
44" Length



**16.6.2**  
1/2" SQ Ends  
44" Length



**16.6.3**  
1/2" SQ Ends  
44" Length



**16.6.7**  
1/2" SQ Ends  
44" Length



**16.2.2**  
9/16" Round  
44" Length



**5.1.1 Baluster Bars**  
5/8" Round ■ 8' Length  
Available in Stainless Steel & Satin Black



# Balusters - Iron

## Finishes & Patinas


See chart on page 15 for availability



Satin Black (STB)



Copper Vein (CV)



Silver Vein (SP)



Oil Rubbed Bronze (ORB)




Oil Rubbed Copper (ORC)

### Twist & Basket Series

### Versatile Series

### Scroll Series



16.1.1

16.1.2

16.1.3

16.1.4

16.1.34

16.1.35

16.1.45

16.1.25

STB & CV Finish Only

# Balusters - Iron

## Finishes & Patinas

See chart on page 15 for availability



Satin Black (STB)



Copper Vein (CV)



Silver Vein (SP)



Oil Rubbed Bronze (ORB)



Oil Rubbed Copper (ORC)

### Gothic Series

### Tuscan Series



16.1.7




16.5.2



16.1.8



16.1.9



2.9.20



2.9.12



2.9.13



2.9.8

# Shoes & Accessories



16.3.1 ■ 16.3.3  
16.3.19 ■ 16.3.20




16.3.2 ■ 16.3.17



16.3.29 ■ 16.3.25



16.3.30 ■ 16.3.28



16.5.1  
STB & CV Only



E-112 Epoxy Gun



E-410 Epoxy



E-6100 Adhesive

# Iron Baluster - Styles, Finishes, and Patinas

		Twist & Basket		Versatile Series		Scroll Series	Gothic Series	Tuscan Series	Aalto Series
		Solid	Hollow	Solid	Hollow	Solid	Solid	Solid	Hollow
Colors	STB	■	■	■	■	■	■		■
	CV	■	■	■	■	■	■		
	SP	■	■	■		■			
	ORC	■		■		■			
	ORB	■		■		■		■	
	AG								■

Versatile Series item 16.1.45 is available in STB & CV Finish Only



30881 Beverly ■ Romulus, MI 48174 ■ Phone: 734.729.0780 ■ Fax: 734.729.0757

[www.jimmackiedistribution.com](http://www.jimmackiedistribution.com)