



DSI Columns®

COMPOSITE
& FIBERGLASS

Beautiful. Durable. Structural

MADE
IN THE
USA 



Since 1984, Digger Specialties, Inc. (DSI) has manufactured the highest quality building materials in the industry.

DSI is constantly improving and innovating to bring better products to the marketplace, including Composite and Fiberglass Columns.

Composite and Fiberglass Columns are available in three different finishes to meet your installation and design needs. The Standard, ready to paint column, comes in a mill finish ready for finishing and painting. The Caulk-N-Walk column is ready to install just caulk and walk away. The Pre-Finished Column provides both beauty and durability. Our innovative state of the art coating process provides a ready to install column, including coated capital and base, which eliminates the need for onsite prep and painting.

All Composite and Fiberglass Column products feature heavy duty packaging to resist transit and jobsite damage and are backed by a Lifetime Limited Warranty. DSI offers the first Pre-Finished Architectural Coated Column Warranty in the industry.



DSI Columns offer quality craftsmanship, impeccable design, and integrated architectural elements to deliver an elegant and low-maintenance, long lasting column.

Composite and Fiberglass Columns are available in a broad selection of sizes, styles, and load-bearing capacities to meet most project applications.

TABLE OF CONTENTS

Standard Columns	2
Caulk-N-Walk® Seamless Columns	3
Pre-Finished Architectural Coated Columns	4
Plumb Perfect® Columns	5
Split-Fit® Columns	6
Pilaster Columns	7
Composite Columns	
Square Columns	8-11
Round Columns	12-17
Craftsman Columns	18-19
Fiberglass Columns	
Square Columns	20-23
Packaging	24
Installation Kits and Hardware	25
Technical Product Data	25

Standard

COLUMNS

READY TO PAINT

KEY FEATURES:

- Round seamless columns eliminate the need to sand seams or parting lines before painting.
- Just a couple dabs of adhesive on top of the Snug-Fit capital, slide it into place and caulk the bottom before painting.
- Our composite base will withstand the harshest weather elements and stand up to some serious thumps and bumps.
- Stock size DSI Composite and Fiberglass Columns arrive all-in-one-box.

HERE'S WHAT YOU GET IN THE BOX:

- A seamless round column in 8", 10" and 12" diameters and 8', 9' and 10' lengths.
- Square column comes with one seam that has been sanded and ready to paint.
- Patented Snug-Fit Capital and Composite Base.
- Optional Brackets and Screws available. Ask your supplier for details.



Patent # US 8,424,259 B2

Caulk-N-Walk[®]

SEAMLESS COLUMNS

JUST CAULK AND WALK AWAY!

Caulk-N-Walk[®] Seamless Column takes column installation to the next level. No more parting lines to sand or fix with body putty. Caulk-N-Walk[®] Seamless Columns are available with Plumb Perfect installation system and concealed fasteners which make completing your column project easy while saving the installer valuable time.

KEY FEATURES:

- The first white seamless column system. The color runs all the way through the column.
- Column produced with Titanium Dioxide (TiO₂).
- Plumb Bob, installation disk, and base target make plumbing a column quick and easy.
- Eliminates outside installation hardware.
- Eliminates finish work on screw heads by concealing all installation devices

HERE'S WHAT YOU GET IN THE BOX:

- White Seamless Column
- White polyurethane Snug-Fit capital with foam ring insert that hugs the column.
- White composite base, same material as the column. Base fits snug on top of the base ring.
- Base ring with predrilled holes
- Base ring target to assist in plumbing the column.
- Installation disc with predrilled holes. Center hole accommodates the plumb bob hanger.
- Plumb Bob with hanger and string
- (9) Screws



PRE-FINISHED ARCHITECTURAL COATED COLUMNS

INDUSTRY LEADING PRE-FINISHED ARCHITECTURAL COATED - PROVIDING BOTH BEAUTY AND DURABILITY

All DSI Composite and Fiberglass Columns are available as a Pre-Finished Architectural Coated Column.

This innovative state of the art coating process provides a ready to install column, including coated capital and base, which eliminates the need for onsite prep and painting.

KEY FEATURES:

- DSI Elite White coated finish
- Ready to install Pre-Finished Column
- Saves installation time
- Coated Finish Warranty (AAMA 2604)
- Available for all Composite and Fiberglass Columns
- Matching coated Capitals and Bases
- Complies with ASTM D2247 and ASTM D4585 standards
- Excellent Weatherability
- Proven Polyurethane Protective Coating (used for commercial and industrial applications for over 20 years) provides a weather barrier to protect the column and the finish
- Sprayed Coating eliminates brush marks



plumb perfect[®]

COLUMNS

THE FIRST ALL-IN-ONE BOX COLUMN INSTALLATION SYSTEM

Digger Specialties, Inc. takes a common sense approach to removing the hassles associated with installing a column. Everything you need to install a column comes in one box. The Plumb Perfect Column Installation System will guide you to project completion while saving you valuable time and money.

KEY FEATURES:

- Eliminates outside installation hardware.
- Eliminates finish work on screw heads by concealing all installation devices
- No more searching for parts.
- Base target assists in positioning base ring and column.

HERE'S WHAT YOU GET IN THE BOX:

- Column
- Poly capital with foam ring insert that hugs the column
- Composite base
- Base ring with predrilled holes
- Base ring target
- Installation disc with predrilled Holes
- Plumb Bob with hanger and string
- (9) Screws



SPLIT FIT[®]

COLUMNS


MAKING SPLIT COLUMN REASSEMBLY SIMPLE.

Traditional split columns can be difficult to reassemble on-site and require multiple leveling and alignment adjustments to get the two halves realigned. Our unique cast indexing keys make aligning the column halves a simple process, saving you valuable time – virtually eliminating the frustration of split column installation.

KEY FEATURES:

- Factory Assembled aligning keys make aligning the column halves stress free.
- No slipping or sliding at glue joint.
- Use fast setting epoxy to reduce installation time.
- Fully split columns arrive ready to install.
- Precision Diamond Cut line is easy to finish.
- Eliminates the hassle of finishing the splitting at the job site.
- No screws or tabs required.
- Patented Tongue & Groove fit assures snug installation.
- Keys restrict lateral & vertical play. Insures an easy to finish seam.
- Optional Reassembly Kits available. (See page 25 and ask your supplier for details.)
- Available for all DSI Composite & Fiberglass Columns

Patent # US 8,234,837 B2



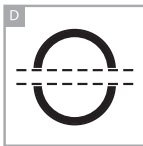
Pilaster

COLUMNS

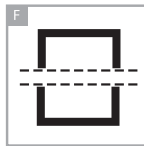
ADD AN ELEMENT OF SOPHISTICATION TO EVEN THE SMALLEST SPACES

For those special projects that may need a unique pilaster column DSI has the ability to meet your specifications.

Pilaster Cuts



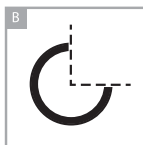
D = Split in 1/2 (two halves)



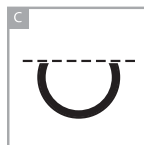
F = Split in 1/2 (two halves)

The graphic below shows the many custom cut types available for splitting your column. Custom Cuts are special order and customized to your needs (standard DSI lead times do not apply to special orders).

Custom Cuts



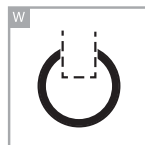
B = 1/4 Cut out for outside corner



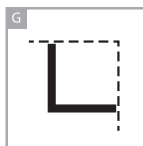
C = 2/3 Cut out



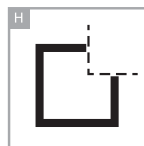
Q = 1/4 Cut out for inside corner



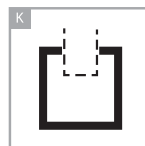
W = Cut out for a wall wrap



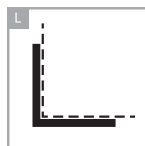
G = Cut out for an inside corner



H = Cut out for an outside corner



K = Cut out for a wall wrap



L = Cut out for outside flush wall wrap





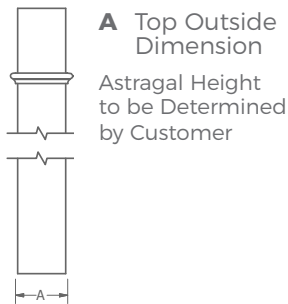
COMPOSITE SQUARE COLUMNS



The DSI Square Column eliminates hours of labor associated with site-built columns while adding crisp, clean lines and architectural aesthetics.

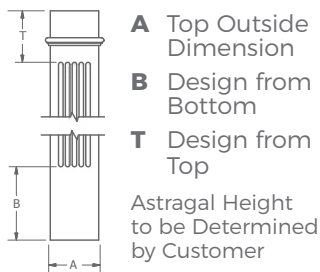
Square Columns are available in smooth, fluted, raised panel, recessed panel, and our unique, recessed panel pedestal design.

SQUARE SMOOTH COLUMNS



Column Size	Outside Dimension (A)	Inside Dimension	Material Thickness
6" x 8'	5 1/2"	4 1/2"	1/2"
6" x 9'	5 1/2"	4 1/2"	1/2"
8" x 8'	7 1/2"	6 3/4"	7/16"
8" x 9'	7 1/2"	6 3/4"	7/16"
8" x 10'	7 1/2"	6 3/4"	7/16"
10" x 8'	9 1/2"	8 3/8"	7/16"
10" x 9'	9 1/2"	8 3/8"	7/16"
10" x 10'	9 1/2"	8 3/8"	7/16"
12" x 8'	11 1/2"	10 1/2"	1/2"
12" x 9'	11 1/2"	10 1/2"	1/2"
12" x 10'	11 1/2"	10 1/2"	1/2"
12" x 12'	11 1/2"	10 1/2"	1/2"
14" x 8'	13 7/8"	13 1/8"	3/8"
14" x 9'	13 7/8"	13 1/8"	3/8"
14" x 10'	13 7/8"	13 1/8"	3/8"
14" x 12'	13 7/8"	13 1/8"	3/8"

SQUARE FLUTED COLUMNS



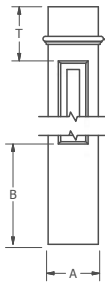
Column Size	Outside Dimension (A)	Inside Dimension Top	Inside Dimension Bottom	Material Thickness	Design from Top (T) and from Bottom (B)
8" x 8'	7 1/2"	5 7/8"	5 7/8"	3/8"	T = 8 1/2", B = 12 1/8"
8" x 9'	7 1/2"	5 7/8"	7 1/4"	3/8"	T = 8 1/2", B = 9 3/8"
8" x 10'	7 1/2"	5 7/8"	7 1/4"	3/8"	T = 8 1/2", B = 21 3/8"
10" x 8'	9 1/2"	7 5/8"	7 5/8"	3/8"	T = 9", B = 15 3/4"
10" x 9'	9 1/2"	7 5/8"	9 1/8"	3/8"	T = 9 1/4", B = 6 3/8"
10" x 10'	9 1/2"	7 5/8"	9 1/8"	3/8"	T = 9 1/4", B = 18 3/8"
12" x 9'	11 1/2"	10 1/2"	11"	3/8"	T = 10", B = 9"
12" x 10'	11 1/2"	10 1/2"	11"	3/8"	T = 10", B = 21"
12" x 12'	11 1/2"	10 1/2"	11"	3/8"	T = 10", B = 45 1/2"

AVAILABLE IN ■ Plumb Perfect® (kit included) ■ Split-Fit® ■ Pilaster ■ Pre-Finished ■ Standard
■ Column, Capital, Astragal and Base all in one box

LOAD BEARING: Visit dsicolumns.com for testing information

SQUARE COLUMNS

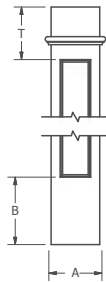
SQUARE RAISED PANEL COLUMNS



- A** Outside Dimension
 - B** Design from Bottom
 - T** Design from Top
- Astragal Height to be Determined by Customer

Column Size	Outside Dimension (A)	Inside Dimension Top	Inside Dimension Bottom	Material Thickness	Design from Top (T) and from Bottom(B)
8" x 8'	8"	6 3/4"	7 1/4"	3/8"	T = 8 5/8", B = 16"
8" x 9'	7 7/8"	6 3/4"	7 1/4"	3/8"	T = 8 3/8", B = 8 1/2"
8" x 10'	7 7/8"	6 3/4"	7 1/4"	3/8"	T = 8 3/8", B = 20 1/2"
10" x 8'	9 7/8"	8 5/8"	9 1/8"	3/8"	T = 10", B = 16 3/4"
10" x 9'	9 3/4"	8 5/8"	9 1/8"	3/8"	T = 9 7/8", B = 8 3/4"
10" x 10'	9 3/4"	8 5/8"	9 1/8"	3/8"	T = 9 7/8", B = 20 3/4"
12" x 9'	11 5/8"	10 3/8"	10 7/8"	3/8"	T = 10 1/2", B = 5 1/2"
12" x 10'	11 5/8"	10 3/8"	10 7/8"	3/8"	T = 10 1/2", B = 17 1/2"
12" x 12'	11 5/8"	10 3/8"	10 7/8"	3/8"	T = 10 1/2", B = 41 1/2"

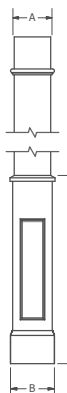
SQUARE RECESSED PANEL COLUMNS



- A** Top Outside Dimension
 - B** Design from Bottom
 - T** Design from Top
- Astragal Height to be Determined by Customer

Column Size	Outside Dimension (A)	Inside Dimension Top	Inside Dimension Bottom	Material Thickness	Design from Top (T) and from Bottom(B)
8" x 8'	7 1/2"	5 7/8"	5 7/8"	3/8"	T = 8 3/8", B = 10 3/4"
8" x 9'	7 1/2"	5 7/8"	7 1/4"	3/8"	T = 8 3/8", B = 9 3/4"
8" x 10'	7 1/2"	5 7/8"	7 1/4"	3/8"	T = 8 3/8", B = 21 3/4"
10" x 8'	9 1/2"	7 5/8"	7 5/8"	3/8"	T = 10", B = 16 1/8"
10" x 9'	9 1/2"	7 5/8"	9 1/8"	3/8"	T = 10", B = 9 3/4"
10" x 10'	9 1/2"	7 5/8"	9 1/8"	3/8"	T = 10", B = 21 3/4"
12" x 8'	12"	10"	9 1/8"	3/8"	T = 10 1/2", B = 16"
12" x 9'	12"	10"	9 1/8"	3/8"	T = 10 1/2", B = 28"
12" x 10'	12"	10"	10"	3/8"	T = 10 1/2", B = 17 1/2"

SQUARE RECESSED PANEL PEDESTAL COLUMNS



- A** Outside Dimension Top
 - B** Outside Dimension Bottom
 - C** Pedestal Height
- Astragal Height to be Determined by Customer

Column Size	Outside Dimension Top (A)	Outside Dimension Bottom (B)	Pedestal Height (C)
10" x 8'	8"	8 5/8"	41"
10" x 9'	8"	8 5/8"	41"
10" x 10'	8"	8 5/8"	41"

NOTE Base is part of the pedestal

AVAILABLE IN ■ Plumb Perfect® (kit included) ■ Split-Fit® ■ Pilaster ■ Pre-Finished ■ Standard
 ■ Column, Capital, Astragal and Base all in one box

SQUARE CAPITALS & BASES

Capitals and bases provide a finishing touch to your column. The standard capital and base set for square columns is the Tuscan-style.

DSI's Tuscan capitals for square columns are made from Polyurethane. Most sizes of our Tuscan capitals are made utilizing a patented process to create a **Snug-Fit** capital. The Polyurethane capital is created with a foam ring for a snug-fit. This capital eliminates the need to purchase a backer rod to close the gap that can occur between the column shaft and the capital. Snug-Fit capitals do not require pilot holes.

The Tuscan base is made from the same material as the column to protect both the base and column from dents and other damage. An optional Alto-style base is also available for square columns.



SQUARE POLYURETHANE TUSCAN CAPITALS

Capital Size	Width	Height	Inside Dimension	Diagonal	
6"	8 1/16"	2 1/2"	5 5/8"	11 3/8"	▲
8"	11"	2 3/4"	7 3/4"	15 3/8"	▲
10"	13 5/8"	3 3/8"	9 5/8"	19 1/8"	▲
12"	15 5/8"	3 1/2"	11 11/16"	22"	▲
14"	18 1/4"	4"	14 1/16"	25 3/4"	



SQUARE TUSCAN BASES

Base Size	Width	Height	Inside Dimension	Diagonal
6"	8 1/8"	3 7/8"	5 11/16"	11 5/8"
8"	10 1/4"	4"	7 5/8"	14 1/4"
10"	13"	5 1/8"	9 5/8"	18 3/8"
12"	15 1/8"	5"	11 3/4"	21 1/16"
14"	17 7/8"	5 3/4"	14"	25 1/4"



SQUARE ALTO BASES

Base Size	Width	Height	Inside Dimension	Diagonal
6"	7 3/8"	5 5/8"	6"	10 1/4"
8"	9 3/4"	7 1/4"	7 3/4"	13 3/4"
10"	11 1/2"	8 1/2"	9 5/8"	16 1/4"
12"	13 1/2"	9 3/4"	11 7/8"	19 1/8"

AVAILABLE IN ■ Plumb Perfect® (kit included) ■ Split-Fit® ■ Pilaster ■ Pre-Finished ■ Standard
▲ Snug-Fit Capital

Patent # US 8,424,259 B2



COMPOSITE
ROUND
COLUMNS



Tuscan Columns are one of the most recognizable architectural elements in the world. From the historical cities of Europe to the cities and towns of the United States, these columns and their elegant style are celebrated by architects the world over.

Round Columns are available in smooth tapered and non-tapered and fluted tapered.



A Top Outside Diameter
B Bottom Outside Diameter
C Neck Ring Height

ROUND SMOOTH TAPERED

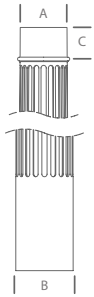
Column Size	Outside Diameter Top (A)	Inside Diameter Top	Outside Diameter Bottom (B)	Inside Diameter Bottom	Taper from Bottom	Material Thickness	Neck Ring Height (C)
6" x 8'	5 1/8"	4 3/8"	6"	5 1/4"	45"	3/8"	4"
8" x 5'	6 1/8"	5 3/8"	7 5/8"	6 7/8"	15"	3/8"	5"
8" x 6'	6 1/8"	5 3/8"	7 5/8"	6 7/8"	27"	3/8"	5"
8" x 8'	6 1/8"	5 3/8"	7 5/8"	6 7/8"	31"	3/8"	5"
8" x 9'	6 1/8"	5 3/8"	7 5/8"	6 7/8"	26"	3/8"	5"
8" x 10'	6 1/8"	5 3/8"	7 5/8"	6 7/8"	38"	3/8"	5"
10" x 6'	8"	7 1/4"	9 5/8"	8 7/8"	6"	3/8"	5 7/8"
10" x 8'	8"	7 1/4"	9 5/8"	8 7/8"	30"	3/8"	5 7/8"
10" x 9'	8"	7 1/4"	9 5/8"	8 7/8"	24"	3/8"	5 7/8"
10" x 10'	8"	7 1/4"	9 5/8"	8 7/8"	36"	3/8"	5 7/8"
10" x 12'	8"	7 1/4"	9 5/8"	8 7/8"	62"	3/8"	5 7/8"
12" x 6'	9 3/8"	8 5/8"	11 1/2"	10 3/4"	8"	3/8"	7 3/4"
12" x 8'	9 3/8"	8 5/8"	11 1/2"	10 3/4"	32"	3/8"	7 3/4"
12" x 9'	9 1/2"	8 3/4"	11 1/2"	10 3/4"	29"	3/8"	7 3/4"
12" x 10'	9 1/2"	8 3/4"	11 1/2"	10 3/4"	41"	3/8"	7 3/4"
12" x 12'	9 5/8"	8 7/8"	11 5/8"	10 7/8"	40"	3/8"	7 3/4"
12" x 14'	9 5/8"	8 7/8"	11 5/8"	10 7/8"	48"	3/8"	7 3/4"
12" x 16'	9 5/8"	8 7/8"	11 5/8"	10 7/8"	72"	3/8"	7 3/4"
14" x 8'	12"	11 1/4"	13 7/8"	13 1/8"	22"	3/8"	8 1/8"
14" x 9'	12"	11 1/4"	13 7/8"	13 1/8"	34"	3/8"	8 1/8"
14" x 10'	12"	11 1/4"	13 7/8"	13 1/8"	46"	3/8"	8 1/8"
14" x 12'	12"	11 1/4"	14"	13 1/4"	26"	3/8"	8 1/8"
14" x 14'	12"	11 1/4"	14"	13 1/4"	50"	3/8"	8 1/8"
14" x 16'	12"	11 1/4"	14"	13 1/4"	74"	3/8"	8 1/8"
14" x 18'	12"	11 1/4"	14"	13 1/4"	98"	3/8"	8 1/8"
16" x 8'	13 3/4"	12 3/4"	15 3/4"	14 3/4"	31"	1/2"	8 1/2"
16" x 9'	13 3/4"	12 3/4"	15 3/4"	14 3/4"	43"	1/2"	8 1/2"
16" x 10'	13 3/4"	12 3/4"	15 3/4"	14 3/4"	55"	1/2"	8 1/2"
16" x 12'	13 3/4"	12 3/4"	15 3/4"	14 3/4"	36"	1/2"	9"
16" x 14'	13 3/4"	12 3/4"	15 3/4"	14 3/4"	60"	1/2"	9"
16" x 16'	13 3/4"	12 3/4"	15 3/4"	14 3/4"	84"	1/2"	9"
16" x 18'	13 3/4"	12 3/4"	15 3/4"	14 3/4"	108"	1/2"	9"
18" x 8'	15 3/8"	14 3/8"	17 1/4"	16 1/4"	12"	1/2"	11 5/8"
18" x 9'	15 3/8"	14 3/8"	17 1/4"	16 1/4"	24"	1/2"	11 5/8"
18" x 10'	15 3/8"	14 3/8"	17 1/4"	16 1/4"	36"	1/2"	11 5/8"
18" x 12'	15 3/8"	14 3/8"	17 1/4"	16 1/4"	60"	1/2"	11 5/8"
18" x 14'	15 1/4"	14 3/8"	17 5/8"	16 3/8"	28"	1/2"	11 1/2"
18" x 16'	15 1/4"	14 1/4"	17 5/8"	16 3/8"	60"	1/2"	11 1/2"
18" x 18'	15 1/4"	14 1/4"	17 5/8"	16 3/8"	84"	1/2"	11 1/2"
18" x 20'	15 1/4"	14 1/4"	17 5/8"	16 3/8"	108"	1/2"	11 1/2"
20" x 12'	16 3/8"	15 3/8"	19 3/4"	18 3/4"	0"	1/2"	10 1/8"
20" x 14'	16 3/8"	15 3/8"	19 3/4"	18 3/4"	17"	1/2"	10 1/8"
20" x 16'	16 3/8"	15 3/8"	19 3/4"	18 3/4"	41"	1/2"	10 1/8"
20" x 18'	16 3/8"	15 3/8"	19 3/4"	18 3/4"	65"	1/2"	10 1/8"
20" x 20'	16 3/8"	15 3/8"	19 3/4"	18 3/4"	89"	1/2"	10 1/8"
20" x 22'	16 3/8"	15 3/8"	19 3/4"	18 3/4"	113"	1/2"	10 1/8"
20" x 24'	16 3/8"	15 3/8"	19 3/4"	18 3/4"	137"	1/2"	10 1/8"
24" x 14'	19 3/4"	18 3/4"	23 3/4"	22 3/4"	10"	1/2"	12 1/8"
24" x 16'	19 3/4"	18 3/4"	23 3/4"	22 3/4"	34"	1/2"	12 1/8"
24" x 18'	19 3/4"	18 3/4"	23 3/4"	22 3/4"	58"	1/2"	12 1/8"
24" x 20'	19 3/4"	18 3/4"	23 3/4"	22 3/4"	82"	1/2"	12 1/8"
24" x 22'	19 3/4"	18 3/4"	23 3/4"	22 3/4"	106"	1/2"	12 1/8"
24" x 24'	19 3/4"	18 3/4"	23 3/4"	22 3/4"	130"	1/2"	12 1/8"

AVAILABLE IN Caulk-N-Walk® Plumb Perfect® (kit included) Plumb Perfect® (kit sold separately) Split-Fit® Pilaster Pre-Finished Standard
 Column, Capital and Base all in one box Seamless Column, except for Split-Fit®

LOAD BEARING: Visit dsicolumns.com for testing information

ROUND COLUMNS

ROUND FLUTED TAPERED



- A** Top Outside Diameter
- B** Bottom Outside Diameter
- C** Neck Ring Height

Column Size	Outside Diameter Top (A)	Inside Diameter Top	Outside Diameter Bottom (B)	Inside Diameter Bottom	Taper from Bottom	Material Thickness	Flutes from Bottom	Neck Ring Height (C)
8" x 8'	6 1/4"	5 1/2"	7 3/4"	7"	30"	3/8"	11 1/2"	5 1/4"
8" x 9'	6 1/4"	5 1/4"	7 5/8"	6 7/8"	30"	3/8"	12"	5"
8" x 10'	6 1/4"	5 1/4"	7 5/8"	6 1/4"	42"	3/8"	12"	5"
10" x 8'	8"	7"	9 1/2"	8 5/8"	32"	3/8"	14 1/4"	5 3/4"
10" x 9'	7 1/2"	6 1/4"	9 3/4"	8 3/4"	20"	3/8"	10 1/2"	6 1/4"
10" x 10'	7 1/2"	6 1/4"	9 3/4"	8 3/4"	32"	3/8"	22 1/2"	6 1/4"
12" x 8'	9 5/8"	8 7/8"	11 7/8"	11"	22"	3/8"	15"	7 5/8"
12" x 9'	9 5/8"	8 7/8"	11 7/8"	11"	24"	3/8"	9"	7 5/8"
12" x 10'	9 5/8"	8 7/8"	11 7/8"	11"	36"	3/8"	16"	7 5/8"
12" x 12'	9 1/2"	8 1/2"	11 3/4"	11"	48"	3/8"	22 1/2"	7 5/8"

ROUND SMOOTH NON-TAPERED

Our Round Smooth Non-Tapered columns offer a sophisticated uncomplicated look to your project.

To use Decorative Capitals with our Round Smooth Non-Tapered columns, select one size larger capital than the column size. Example: A 10" Non-Tapered Column requires a 12" Roman Ionic Capital.



- A** Outside Diameter

Column Size	Outside Diameter (A)	Inside Diameter	Material Thickness
8" x 8'	7 5/8"	6 7/8"	3/8"
8" x 9'	7 5/8"	6 7/8"	3/8"
8" x 10'	7 5/8"	6 7/8"	3/8"
10" x 8'	9 5/8"	8 7/8"	3/8"
10" x 9'	9 5/8"	8 7/8"	3/8"
10" x 10'	9 5/8"	8 7/8"	3/8"
10" x 12'	9 5/8"	8 7/8"	3/8"
12" x 8'	11 5/8"	10 7/8"	3/8"
12" x 9'	11 5/8"	10 7/8"	3/8"
12" x 10'	11 5/8"	10 7/8"	3/8"
12" x 12'	11 5/8"	10 7/8"	3/8"
12" x 14'	11 5/8"	10 7/8"	3/8"
12" x 16'	11 5/8"	10 7/8"	3/8"
14" x 8'	13 3/4"	13"	3/8"
14" x 9'	13 3/4"	13"	3/8"
14" x 10'	13 3/4"	13"	3/8"
14" x 12'	13 3/4"	13"	3/8"
14" x 14'	13 3/4"	13"	3/8"
14" x 16'	13 3/4"	13"	3/8"
16" x 8'	15 3/4"	14 3/4"	1/2"
16" x 9'	15 3/4"	14 3/4"	1/2"
18" x 8'	17 5/8"	16 5/8"	1/2"
18" x 9'	17 5/8"	16 5/8"	1/2"
20" x 9'	19 7/8"	18 7/8"	1/2"
20" x 10'	19 7/8"	18 7/8"	1/2"
24" x 9'	23 7/8"	22 5/8"	5/8"
24" x 10'	23 7/8"	22 5/8"	5/8"

AVAILABLE IN ■ Plumb Perfect® (kit included) ■ Split-Fit® ■ Pilaster ■ Pre-Finished ■ Standard
◆ Column, Capital and Base all in one box

ROUND CAPITALS

Our standard Tuscan capitals are cast from the same rock hard composite material as our column shaft assuring maximum durability. Although casting capitals from this material requires extra attention to detail, we think you will agree it is worth the effort.

Most sizes of the Tuscan Tapered Capitals are made from Polyurethane. And some sizes are made utilizing a patented process to create a **Snug-Fit** capital. The Polyurethane capital is created with a foam ring for a snug-fit. This capital eliminates the need to purchase a backer rod to close the gap that can occur between the column shaft and the capital. Snug-Fit capitals do not require pilot holes.



NON-TAPERED TUSCAN CAPITALS

Column Size	Width	Height	Inside Diameter	Diagonal
8"	9 1/8"	2 1/2"	7 11/16"	13"
10"	12 1/4"	3 1/8"	9 7/8"	17 5/16"
12"	14"	3 1/2"	11 3/4"	20"
14"	16 3/4"	3 1/2"	14 1/8"	23 3/4"
16"	19 1/16"	5 1/8"	16 1/4"	27"



TAPERED TUSCAN CAPITALS

Column Size	Width	Height	Inside Diameter	Diagonal
Polyurethane				
6"	8"	2 1/4"	5 1/4"	11"
8"	9 1/8"	2 1/2"	6 1/4"	13"
10"	12 1/4"	3 1/2"	8 1/8"	17-5/16"
12"	14"	4 1/2"	9 5/8"	20"
14"	16 3/4"	4 1/2"	12 1/8"	23 3/4"
16"	19 1/16"	5 1/8"	14"	27"
Composite				
18"	21 1/4"	5 3/4"	15 3/4"	30"
20"	24 3/8"	5 5/8"	16 3/4"	34 1/2"
24"	27 3/4"	7 5/8"	20 1/2"	39 1/4"

AVAILABLE IN ■ Caulk-N-Walk® ■ Plumb Perfect® (kit included) ■ Plumb Perfect® (kit sold separately) ■ Split-Fit® ■ Pilaster ■ Pre-Finished ■ Standard
▲ Snug-Fit Capital

Patent # US 8,424,259 B2

ROUND DECORATIVE CAPITALS

Decorative capitals provide an opportunity to augment architectural integrity and beauty to your home. DSI decorative capitals are load-bearing and made from the same material as the column. This ensures a great looking column that is easy to maintain.



ROMAN CORINTHIAN CAPITALS

Column Size	Width	Height	Outside Diameter (Plug)	Diagonal
8"	12 1/4"	8 1/2"	5"	14 5/8"
10"	13 7/8"	11 7/8"	6 3/4"	19 1/4"
12"	18 1/8"	14 3/4"	8 1/4"	23 1/2"
14"	22 1/8"	17 1/2"	10"	28 5/8"
16"	23 1/4"	17 1/4"	12 1/4"	29"
18"	27 1/2"	20 1/4"	12 7/8"	37 1/2"



ROMAN IONIC CAPITALS

Column Size	Width	Height	Outside Diameter (Plug)	Diagonal
8"	7 3/4"	3 1/8"	5"	11"
10"	10 1/2"	4 1/4"	6 1/2"	15"
12"	12 3/8"	5"	8 1/4"	17 1/4"
14"	16 3/8"	5 1/2"	9 1/2"	21 1/2"
16"	16 3/8"	6"	12 1/4"	23"
18"	19 1/8"	7 1/2"	13 7/8"	27 1/2"



SCAMOZZI CAPITALS

Column Size	Width	Height	Outside Diameter (Plug)	Diagonal
8"	9 5/8"	3 1/8"	4 7/8"	12 7/8"
10"	13 7/8"	3 3/4"	6 3/8"	18 1/2"
12"	15 1/2"	4 7/8"	7 7/8"	19 7/8"
14"	18 3/8"	5 1/2"	10 1/4"	24 1/4"
16"	20"	6"	12"	26 1/2"
18"	24"	7 1/8"	13 7/8"	31"



TEMPLE OF THE WINDS CAPITALS

Column Size	Width	Height	Outside Diameter (Plug)	Diagonal
8"	10 1/8"	7 3/8"	5"	14 1/8"
10"	13 1/2"	10 1/4"	6 3/4"	19 1/2"
12"	16 1/4"	13"	8 5/8"	23"
14"	20 5/8"	14 1/2"	9 5/8"	29 5/8"
16"	22 5/8"	16"	9 1/2"	31 5/8"
18"	26"	18"	14"	38"

AVAILABLE IN ■ Pilaster ■ Pre-Finished ■ Standard

ROUND BASES

Standard Doric bases and optional Attic bases are made from the same material as our column shafts assuring maximum durability. This material provides superior performance withstanding punishment from snow shovels, weed eaters, pressure washers and general wear and tear.



DORIC BASES*

Column Size	Width	Height	Inside Diameter	Diagonal
6"	8"	3"	6 1/4"	11 1/4"
8"	10"	4 1/8"	7 11/16"	14"
10"	13 1/8"	5 5/8"	9 7/8"	18 15/16"
12"	15 3/8"	6 5/16"	11 3/4"	21 3/4"
14"	18 5/8"	7 1/4"	14 1/8"	26 5/16"
16"	21 1/4"	8 1/8"	16 1/4"	30 1/16"
18"	24"	9 1/4"	18"	33 7/8"
20"	26 1/2"	11"	20 1/8"	37 5/8"
24"	32 1/4"	13 1/2"	24"	45 5/8"

ATTIC BASES

Column Size	Width	Height	Inside Diameter	Diagonal
8"	10 3/8"	4 5/8"	7 3/4"	14 5/8"
10"	13"	5 5/8"	9 7/8"	18 3/8"
12"	15 7/8"	6 3/8"	12"	22 1/2"
14"	19 1/4"	8 3/8"	14 3/8"	27 1/4"
16"	21"	8 3/4"	16"	29 1/2"
18"	24"	10 1/4"	17 3/4"	34"




AVAILABLE IN ■ Caulk-N-Walk® ■ Plumb Perfect® (kit included) ■ Plumb Perfect® (kit sold separately) ■ Split-Fit® ■ Pilaster ■ Pre-Finished ■ Standard

*Use Doric Base as the Capital for Non-Tapered 18", 20", and 24" Columns.



COMPOSITE
CRAFTSMAN
COLUMNS



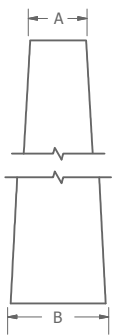
The Craftsman architectural style is pure Americana. We offer a complete line of craftsman style columns to create a clean, crisp look for your Arts and Crafts project.

Available in both smooth and recessed panel styles these load-bearing columns will blend seamlessly with your home's craftsman style.

The columns ship complete with two pieces of Craftsman Moulding to finish off an aesthetic cap and base look.

And, of course they come with our Limited Lifetime Warranty.

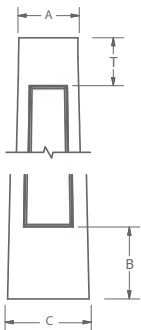
CRAFTSMAN SMOOTH COLUMNS



- A** Outside Dimension Top
- B** Outside Dimension Bottom

Column Size	Outside Dimension Top (A)	Outside Dimension Bottom (B)
8" x 5" x 5'	5 1/4"	8 1/2"
9" x 5" x 6'	5 1/4"	9 1/4"
11" x 8" x 5'	8 1/2"	11 1/4"
12" x 8" x 6'	8 1/2"	12"
12" x 9" x 8'	9"	11 7/8"
16" x 9" x 58"	9"	15 1/4"
16" x 9" x 64"	9"	16"
16" x 13" x 60"	13"	16"

CRAFTSMAN RECESSED COLUMNS



- A** Outside Dimension Top
- B** Design from Bottom
- C** Outside Dimension Bottom
- T** Design from Top

Column Size	Outside Dimension Top (A)	Outside Dimension Bottom (C)	Design from Top (T) and from Bottom (B)
8" x 5" x 5'	5 1/4"	8 1/2"	T=5 1/2" B=8 1/4"
9" x 5" x 6'	5 1/4"	9 1/4"	T=7" B=10 3/4"
11" x 8" x 5'	8 1/2"	11 1/4"	T=5 1/2" B=8 1/4"
12" x 8" x 6'	8 1/2"	12"	T=7" B=10 1/2"
12" x 9" x 8'	9"	11 7/8"	T=10" B=16 1/2"
16" x 9" x 58"	9"	15 1/4"	T=4 3/4" B=5 1/2"
16" x 9" x 64"	9"	16"	T=4 3/4" B=11 3/4"

Two pieces of Craftsman Moulding are included with each Craftsman Column. For more information visit dsicolumns.com.

AVAILABLE IN ■ Split-Fit® ■ Pilaster ■ Pre-Finished ■ Standard



FIBERGLASS
SQUARE
COLUMNS



HERCULITE COLUMN

STRONG, LOADBEARING, LIGHTWEIGHT AND EASY TO HANDLE

Herculite Columns are made from lightweight fiberglass using an advanced pultruded technology which produces a strong, lightweight alternative to Composite Columns.

KEY FEATURES:

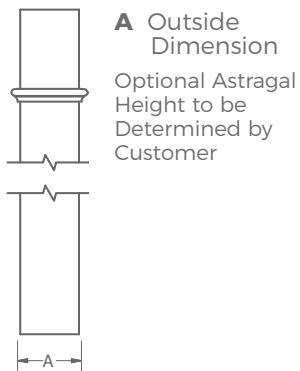
- Price Comparable to Site Built
- Load Bearing Lightweight Easy to Install
- Available as a Pre-Finished Architectural Coated Column
- 1 Hour Installation versus 3 Hours Site Built
- Patented Snug-Fit Capitals
- Optional Plumb Perfect installation system available
- Available in Split-Fit® for reassembly
- Weather Resistant
- Tough Sidewalls providing impact resistance



HERCULITE COLUMNS

Fiberglass Pultruded Columns (Herculite) offer a lightweight alternative to composite (cast) columns. Square Smooth Herculite columns are designed with advanced technology to produce load bearing columns.

HERCULITE SQUARE SMOOTH PULTRUDED COLUMNS



	Column Size	Outside Dimension (A)	Inside Dimension	Material Thickness	
■ ■ ■ ■	6" x 8'	5 1/2"	5"	1/8"	■
■ ■ ■ ■	6" x 9'	5 1/2"	5"	1/8"	■
■ ■ ■ ■	6" x 10'	5 1/2"	5"	1/8"	■
■ ■ ■ ■	6" x 12'	5 1/2"	5"	1/8"	■
■ ■ ■ ■	8" x 8'	7 1/2"	7"	1/8"	■
■ ■ ■ ■	8" x 9'	7 1/2"	7"	1/8"	■
■ ■ ■ ■	8" x 10'	7 1/2"	7"	1/8"	■
■ ■ ■ ■	8" x 12'	7 1/2"	7"	1/8"	■
■ ■ ■ ■	10" x 8'	9 1/2"	9"	1/8"	■
■ ■ ■ ■	10" x 9'	9 1/2"	9"	1/8"	■
■ ■ ■ ■	10" x 10'	9 1/2"	9"	1/8"	■
■ ■ ■ ■	10" x 12'	9 1/2"	9"	1/8"	■
■ ■ ■ ■	12" x 8'	11 1/2"	11"	1/8"	■
■ ■ ■ ■	12" x 9'	11 1/2"	11"	1/8"	■
■ ■ ■ ■	12" x 10'	11 1/2"	11"	1/8"	■
■ ■ ■ ■	12" x 12'	11 1/2"	11"	1/8"	■

AVAILABLE IN ■ Plumb Perfect® (kit included) ■ Split-Fit® ■ Pre-Finished ■ Standard
 ■ Column, Capital, Astragal and Base all in one box

LOAD BEARING: Visit dsicolumns.com for testing information

HERCULITE CAPITALS & BASES

The standard capital and base set for Herculite columns is the Tuscan-style.

Tuscan capitals for square columns are made from Polyurethane. Most sizes of our Tuscan capitals are made utilizing a patented process to create a **Snug-Fit** capital. The Polyurethane capital is created with a foam ring for a snug-fit. This capital eliminates the need to purchase a backer rod to close the gap that can occur between the column shaft and the capital. Snug-Fit capitals do not require pilot holes.

The Tuscan base is made from the same material as the column to protect both the base and column from dents and other damage. An optional Alto-style base is also available for Herculite columns.



SQUARE POLYURETHANE TUSCAN CAPITALS

Capital Size	Width	Height	Inside Dimension	Diagonal
6"	8 3/8"	2 1/2"	5 5/8"	11 3/4"
8"	11 1/4"	2 3/4"	7 3/4"	15 7/8"
10"	13 5/8"	3 3/8"	9 5/8"	19 1/4"
12"	15 5/8"	3 1/2"	11 11/16"	22"



SQUARE TUSCAN BASES

Base Size	Width	Height	Inside Dimension	Diagonal
6"	8 1/8"	3 7/8"	5 9/16"	11 1/2"
8"	10 1/2"	4 1/4"	7 3/4"	14 7/8"
10"	13"	5 1/8"	9 5/8"	18 3/8"
12"	14 7/8"	5 5/8"	11 11/16"	21"



SQUARE ALTO BASES

Base Size	Width	Height	Inside Dimension	Diagonal
6"	7 3/8"	5 3/4"	5 9/16"	10 3/8"
8"	9 3/4"	7 1/8"	7 3/4"	13 3/4"
10"	11 1/2"	8 1/2"	9 5/8"	16 1/4"
12"	13 1/2"	9 3/4"	11 11/16"	19 1/8"

AVAILABLE IN ■ Plumb Perfect® (kit included) ■ Split-Fit® ■ Pre-Finished ■ Standard

▲ Snug-Fit Capital

Patent # US 8,424,259 B2

PACKAGING

Nothing increases the cost of a project more than delays. Delays can occur when the column arrives damaged, or the capital and base sets are separated from the order.

DSI takes great care in packaging our Columns. Most sizes are packaged with the complete shaft, capital, and base in one box. The column shaft is "cradled" in the box with foam rings to resist damage.

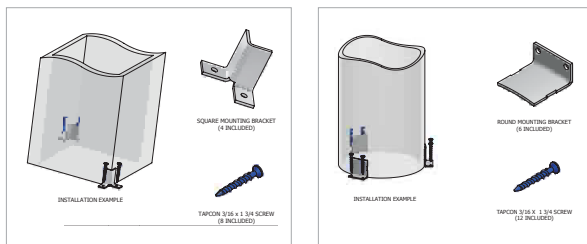


INSTALLATION KITS AND HARDWARE

OPTIONAL BRACKET KITS

Optional bracket kits contain 6 round brackets or 4 square brackets and screws.

The Round and Square Bracket Kits assist in the prevention of column kick-out.



OPTIONAL SPLIT-FIT® REASSEMBLY KITS

Optional Split-Fit® Reassembly kits include Adhesive Cartridge with Adapter and (1) Roll of 3M/Scotch Bonding Tape.



TECHNICAL PRODUCT DATA

LOAD-BEARING SPECIFICATIONS

Load-Bearing specifications are listed on the DSI Website, dsicolumns.com.

Load limits are specific to a product's diameter or profile and predicated on 100% coverage at the top and bottom of a column.

FIRE RATED PRODUCT

DSI has fire rated products available upon request. Our fire rated products have received Class A Certification through testing for flame spread and smoke developed standards set forth in the ASTM E84 Test.



DSI FAMILY OF PRODUCTS



dsicolumns.com

We have tried to make this catalog comprehensive and factual. We reserve the right to discontinue at any time, without notice, colors, materials, equipment and availability. Since some information may have been updated since the time of printing, we are not responsible for typographical or pictorial errors. Materials shown may vary slightly from actual colors. ©Digger Specialties 2019/05 BR001