

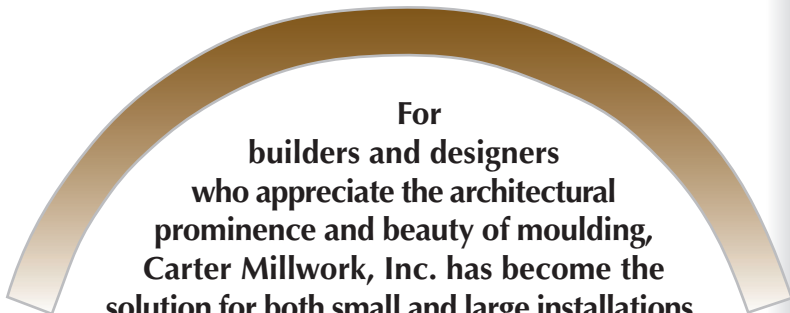
Flexible MOULDINGS



S E L E C T I O N G U I D E

Visit www.flextrim.com for More Profiles

CarterFlex



For
builders and designers
who appreciate the architectural
prominence and beauty of moulding,
Carter Millwork, Inc. has become the
solution for both small and large installations.
Whether the need is one uniquely designed
style or hundreds of feet with optimum
consistency, we satisfy the demand with quality
assured mouldings. Each piece is individually
inspected to provide the highest quality control.
Here are features that make CarterFlex one
of the most desired moulding products in
the building industry.

- **MATERIALS**
Polyurethane Composite Material
- **WARRANTY**
Lifetime warranty for products
- **MOULDING SIZES**
Same sizes as wood
- **FLEXIBILITY**
6 standard sizes cover 1/8 to 7/0 Half Round
- **FINISHING**
Accepts paint or stain
- **MACHINING**
Use same tools as wood
- **STRENGTH**
Heat - Minimal Effect
Cold - Minimal Effect
- **VALUE**
Low cost with excellent performance

We are available to provide any ordering information
or answer any questions Monday through Friday.
You may order by calling 1-800-861-0734 or sending
faxes to 1-800-861-0737.

We ship all orders Prepaid and delivery of Stock
Items is made within one or two days for UPS
shipments. We schedule regular deliveries with common
carriers for larger orders.

2

FLEX TRIM™

by CARTER MILLWORK

Carter Millwork has maintained a leadership role by helping artisans create their vision through moulding replications.

Our Made-To-Match process (**MTM**), gives Carter Millwork the unique opportunity to match any style our customers wish to replicate. Through this process, our skills and technology allow us to reproduce the most intricate and minimal moulding designs provided for replication.

By working with our skilled order specialists, we can fashion radius pieces to match your original samples. Typically, we create 12 ft. molds of the samples that you send. We replicate the moulding to fit your templates and specifications. We can ship both straight and curved mouldings to fit your project needs.

Because we give each order special attention, we have a reputation of exceeding industry delivery standards. We stock many profiles so that we can provide accelerated delivery. Many of these items are marked with an "S" in this guide; however, we have many more designs that may fit your ideas. We can search our inventory of mouldings using a small moulding piece or your tracing as reference. No order is too large or too small. Call us.

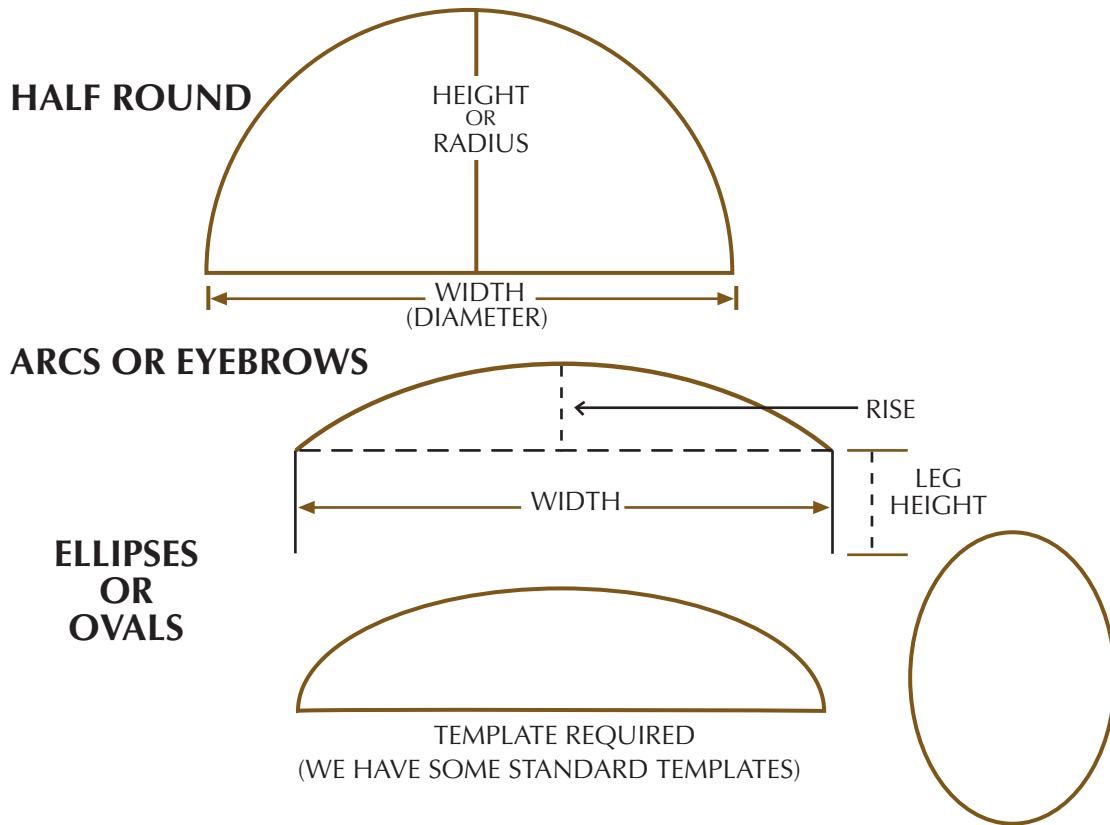


1-800-861-0734

Ordering Information

We are always happy to help you with any specification questions before you enter your order.

These are some commonly requested configurations and typical information we need for production.



RADIUS CROWN MOULDINGS



Please provide a radius dimension of wall or width of unit and how much the wall or ceiling recesses (ISR) or projects (OSR).

NOTE: Curved ceilings or dormers (Barrel Vaults) are convex or OSR applications. Please specify at time of order.

IMPORTANT: Straight (lineal, non pre-radiused) pieces will only be suitable for certain applications. Please call us with any information to insure appropriate material is ordered and provided.



The drawings shown in this book are a reference and may be different than actual mouldings produced.

Installation and care instructions for **CarterFlex** on page 4.

"S" items are in stock



INSTALLATION

USE:

This flexible moulding is designed for interior and exterior use. This product is stable and will not absorb moisture. However, the use of a paint or gel stain and sealer is recommended for all applications.

MACHINING

Conventional woodworking tools can be used with this material. Material can be cut, sanded and shaped with ease. Miter saws work well when trimming this material. As with all types of trim material, use care when marking and cutting.

FASTENING

Always install moulding material in a relaxed position. Use construction or panel adhesive or mastic type glue continuously on back side and nails to secure moulding material in place until adhesive bonds.

- DO NOT use staples to fasten material.
- Keep nails to a minimum, no closer than 6" between nails.
- Do not nail closer than 3/8" from edge of moulding.

CLEANING

Prior to finishing, clean the moulding by wiping with a cloth using soap and water, paint thinner or any mild solvent to clean any dirt or grease that may have accumulated during installation.

PAINT & STAINING

All CARTERFLEX material is paint grade and most profiles have grain and can be stained. Inspect for grain or call for information on compatibility of staining. Staining of CARTERFLEX material requires the use of a gel type stain.

LIFETIME WARRANTY

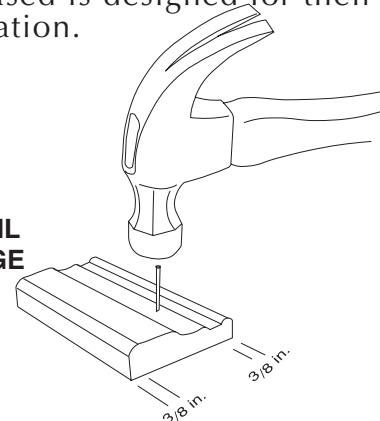
Carter Millwork, Inc. warrants that for the "lifetime" ownership, the CARTERFLEX moulding is free from defects in material and workmanship. "Lifetime" means as long as the original purchaser owns the structure to which the CARTERFLEX moulding has been properly attached. Carter Millwork, Inc. will repair or replace at its option any CARTERFLEX moulding that has failed as a result of defective material and workmanship. This remedy is the purchaser's exclusive remedy for breach of warranty hereunder.

THE FOREGOING WARRANTY IS IN LIEU OF ALL OTHER WARRANTIES, EXPRESS OR IMPLIED, INCLUDING BUT NOT LIMITED TO THE IMPLIED WARRANTIES OF MERCHANTABILITY AND FITNESS FOR A PARTICULAR PURPOSE.

At no time will Carter Millwork, Inc. be liable for more than the original purchase price of the moulding, nor will Carter Millwork, Inc. be liable for any special, incidental or consequential damages based upon breach of warranty, breach of contract, loss of profits, loss of savings or revenue, loss of use, the claims of third parties and injury to property. Some states do not allow limits on warranties or on remedies for breach in certain transactions. In such states, the limits in this paragraph and the preceding paragraph may not apply.

It shall remain the responsibility of the customer to insure that the moulding purchased is designed for their particular installation.

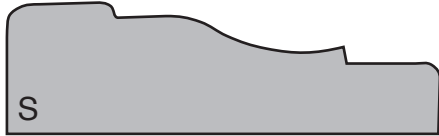
TO AVOID DAMAGE DO NOT NAIL CLOSER THAN 3/8 IN. FROM EDGE



CASINGS



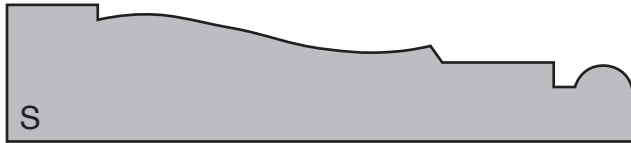
Many more profiles available, call...1-800-861-0734 • FAX 1-800-861-0737



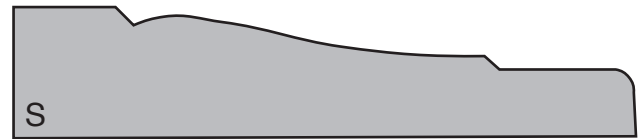
CM356 (WM356)
1¹/₁₆ X 2¹/₄ in.



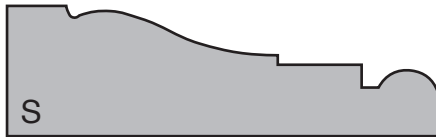
CM366 (WM366)
1¹/₁₆ X 2¹/₄ in.



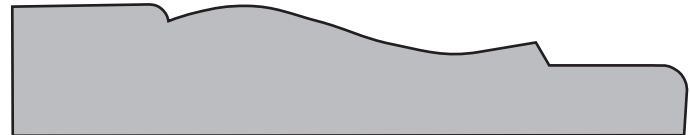
CM445 (WM445)
1¹/₁₆ X 3¹/₄ in.



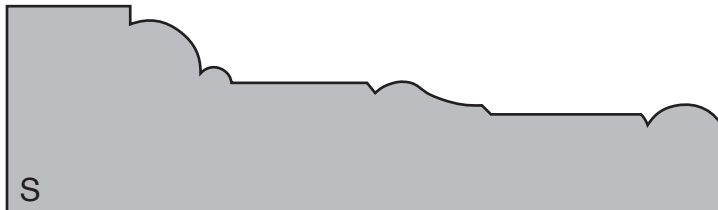
CM444 (EC444)
1¹/₁₆ X 3¹/₄ in.



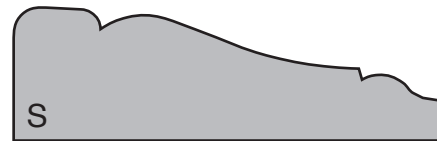
CM376 (WM376)
1¹/₁₆ X 2¹/₄ in.



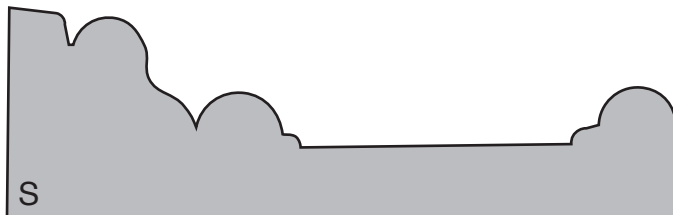
CM444A (WM444)
1¹/₁₆ X 3¹/₂ in.



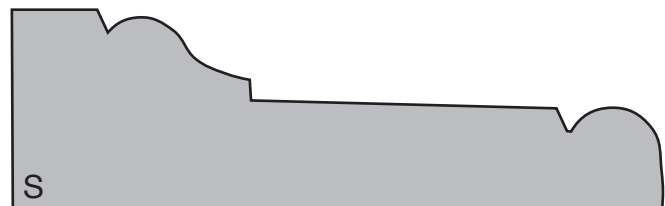
CM470 (EC470)
1¹/₁₆ X 3¹¹/₁₆ in.



CM442 (EC442)
1¹/₁₆ X 2¹/₄ in.



CM1 (EC001)
1¹/₁₆ X 3¹/₂ in.

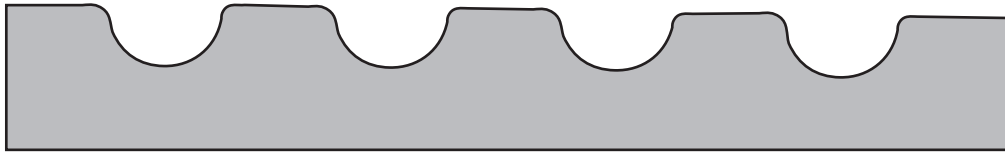


CM97 (EC020)
1¹/₁₆ X 3¹/₂ in.

CASINGS



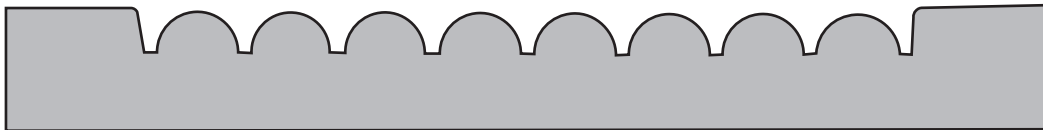
1-800-861-0734 • FAX 1-800-861-0737



CNF525
3/4 X 5 1/4 in.



C606R
1 1/16 X 5 1/2 in.



SM75
3/4 X 5 1/2 in.



SM85
3/4 X 5 1/4 in.



C606F
1 1/16 X 5 1/2 in.



SM5806
3/4 X 5 1/2 in.

CASINGS



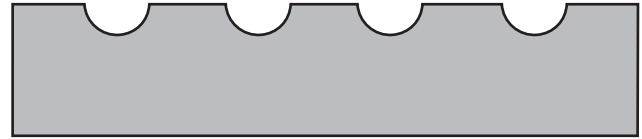
Many more profiles available, call...1-800-861-0734 • FAX 1-800-861-0737



C600R
1¹/₁₆ X 3¹/₂ in.



CM14R (EC14R)
1¹/₁₆ X 3¹/₄ in.



CM14F (EC14F)
1¹/₁₆ X 3¹/₄ in.



PT338F
5/8 X 3³/₈ in.



PT338R
5/8 X 3³/₈ in.



CCC350
3/4 X 3⁷/₁₆ in.



1002
9/16 X 3⁹/₁₆ in.



1002M
1/2 X 2¹/₄ in.



CNF312
3/4 X 3⁷/₁₆ in.



SM8
3/4 X 5 in.

CASINGS



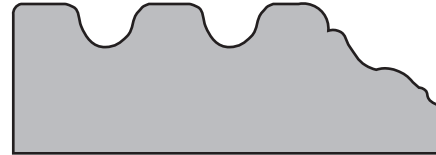
1-800-861-0734 • FAX 1-800-861-0737



SM12
15/16 X 4 1/2 in.



CM445A
1 1/16 X 3 1/2 in.




CFC 214, 3/4 X 2 1/4 in.
Also Available:
CFC 315, 3/4 X 3 1/2 in.
CFC 425, 3/4 X 4 1/4 in.



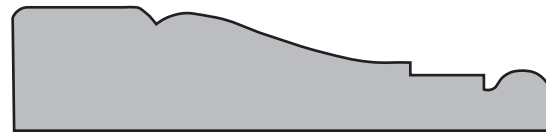
24112 PCA
3/4 X 3 1/2 in.



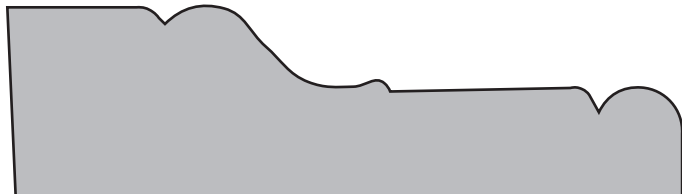
2814
1 1/4 X 4 5/8 in.



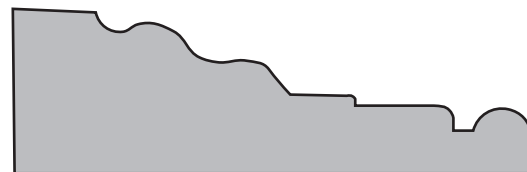
CM460
1 1/16 X 3 11/16 in.



CM371 (RB371)
1 1/16 X 3 in.



MD2
1 X 3 1/2 in.

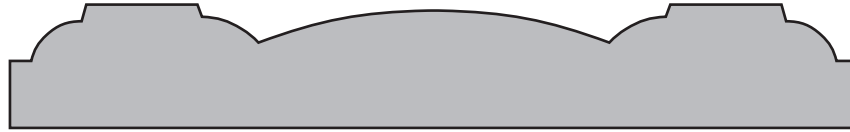


NH234
7/8 X 2 3/4 in.

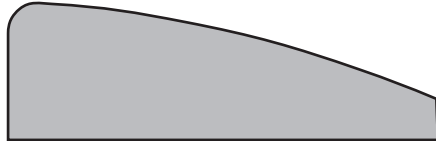
CASINGS



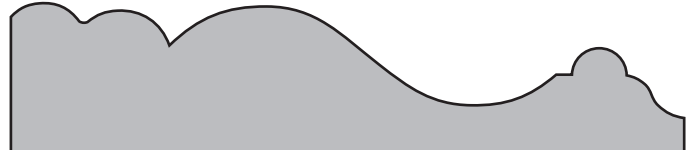
Many more profiles available, call...1-800-861-0734 • FAX 1-800-861-0737



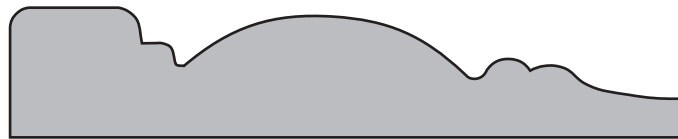
SM7
1¹/₁₆ X 4¹/₂ in.



CM327 (WM327)
1¹/₁₆ X 2¹/₄ in.



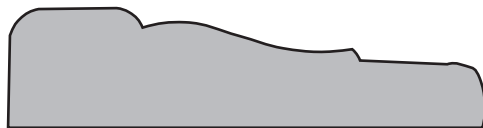
CKR350
3/4 X 3¹/₂ in.



PM719
1¹/₁₆ X 3¹/₂ in.



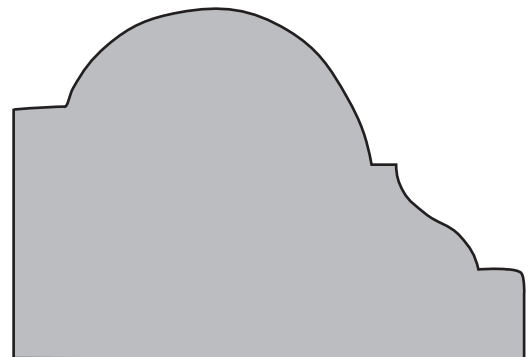
CBG275
3/4 X 2³/₄ in.



WM351 (CM351)
1¹/₁₆ X 2¹/₂ in.



RIDOUT 376
1 in. X 3 in.



CAS50
1³/₄ X 2¹/₂ in.

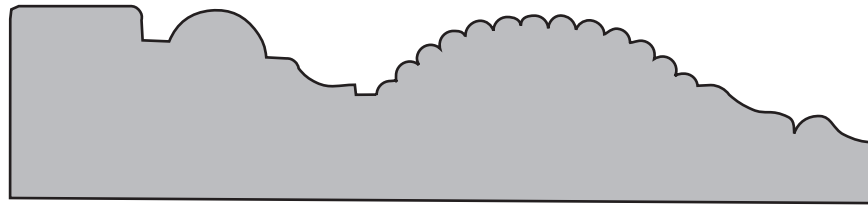


CKN425
3/4 X 4¹/₄ in.

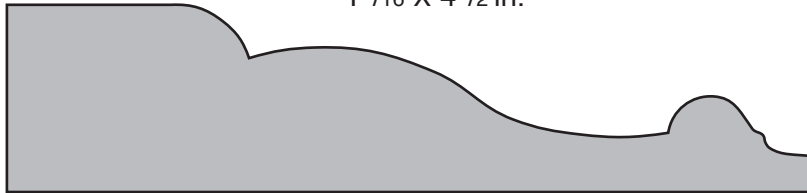
CASINGS



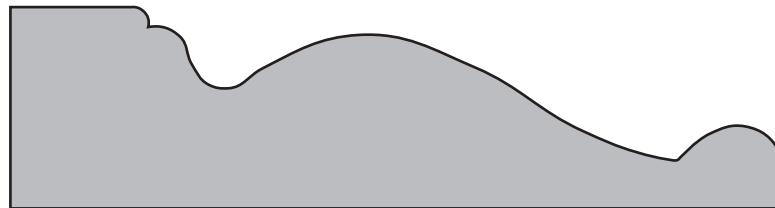
1-800-861-0734 • FAX 1-800-861-0737



LSM2060
1¹/₁₆ X 4¹/₂ in.



BM1188
1 X 4¹/₄ in.



CN400
1 X 4 in.



CBG400
3/4 X 4¹/₄ in.



CRC350
3/4 X 3¹/₂ in.



CRC425
3/4 X 4¹/₂ in.

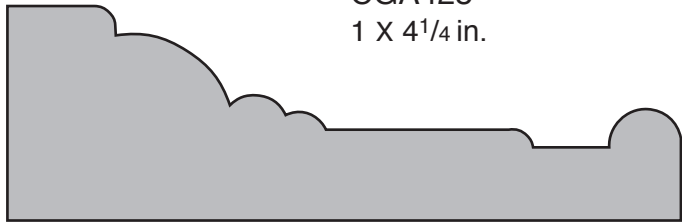
CASINGS



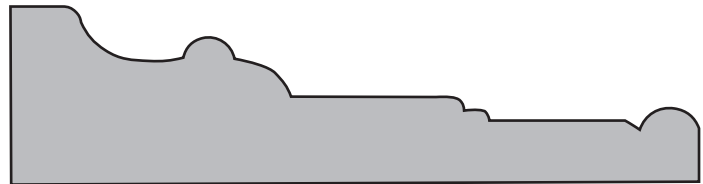
Many more profiles available, call...1-800-861-0734 • FAX 1-800-861-0737



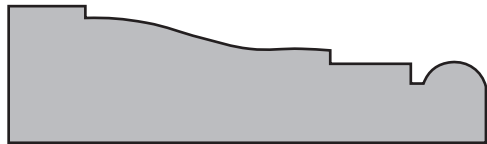
CGA425
1 X 4¹/₄ in.



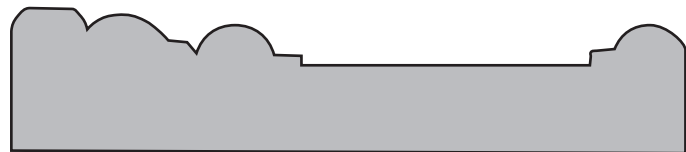
COXCOMB
1¹/₁₆ X 3¹/₂ in.



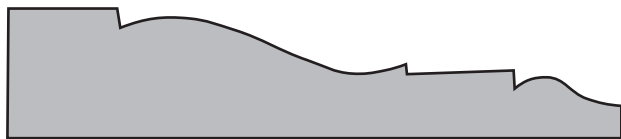
NH358
7⁷/₈ X 3⁵/₈ in.



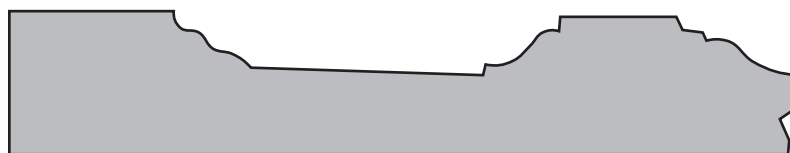
WM371
1¹/₁₆ X 2¹/₂ in.



CKN350
3³/₄ X 3¹/₂ in.



CM361 (EC361)
1¹/₁₆ X 3¹/₄ in.




SM83
3³/₄ X 4¹/₈ in.


CASINGS



1-800-861-0734 • FAX 1-800-861-0737



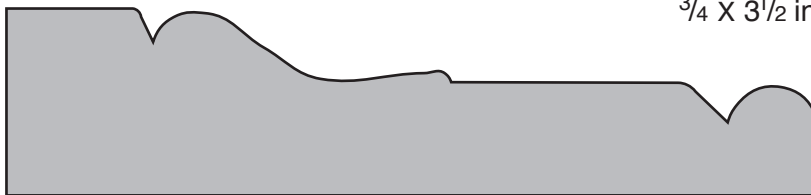
SM8
3/4 X 5 in.



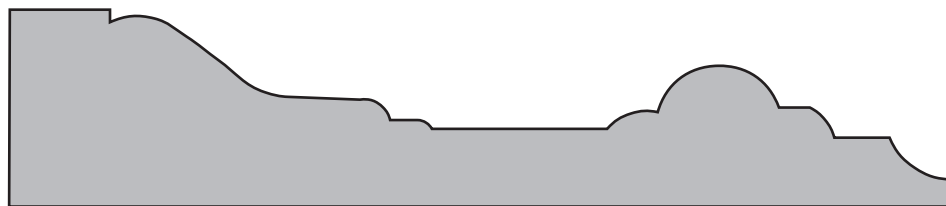
CJF425
1 X 4 1/4 in.



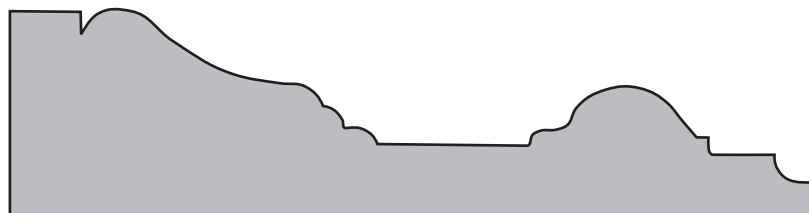
LWM 97
3/4 X 3 1/2 in.



C425
1 X 4 1/4 in.



MISS JENNY
1 1/16 X 4 7/8 in.




CAG425
1 1/16 X 4 1/4 in.

CASINGS



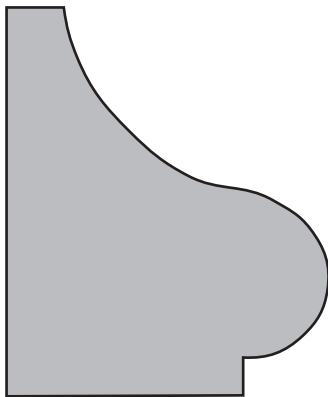
Many more profiles available, call...1-800-861-0734 • FAX 1-800-861-0737



CM433 (WM433)
9/16 X 3 1/4 in.



CM473 (WM473)
9/16 X 2 1/4 in.



CAS30
1 3/4 X 2 in.



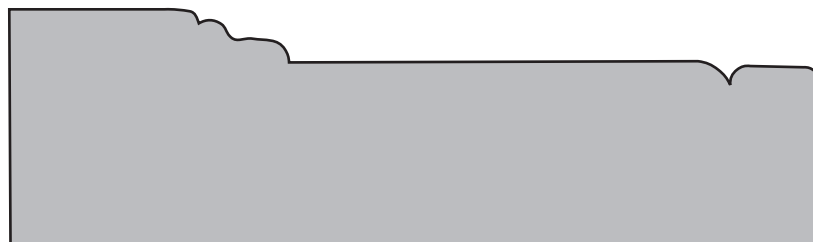
CM452 (WM452)
1 1/16 X 2 1/2 in.



SM2050
1 1/16 X 4 1/2 in.



BM995
1 5/16 X 4 3/4 in.

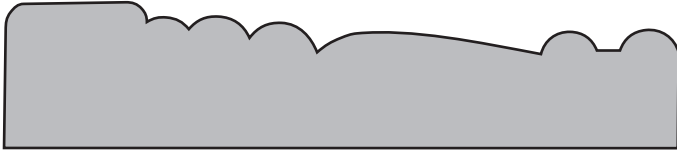


SM 5701
1 1/4 X 4 1/2 in.

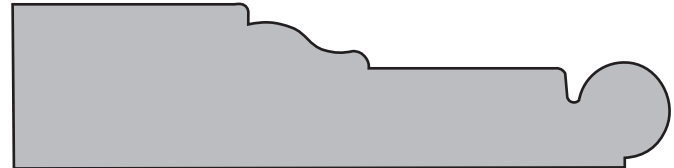
CASINGS



1-800-861-0734 • FAX 1-800-861-0737



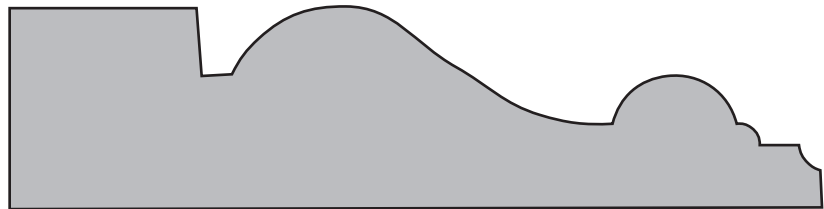
CAM350
3/4 X 3 1/2 in.



BM1455
7/8 X 4 3/32 in.



C352
3/4 X 3 1/2 in.



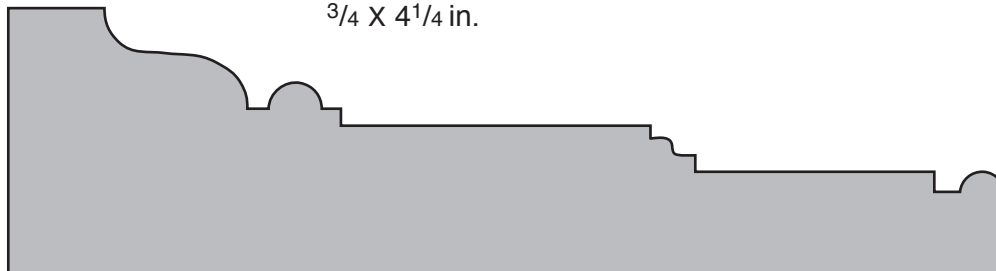
RBI SPR3
1 1/16 X 4 1/4 in.



BM255
1 3/16 X 3 15/16 in.



CAM400
3/4 X 4 1/4 in.

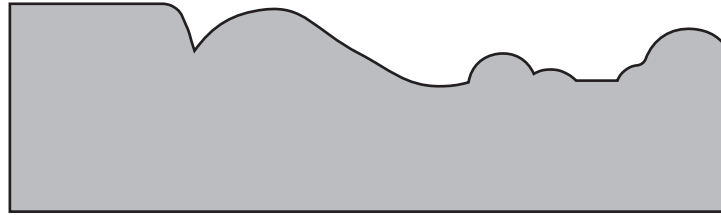


SM84
1 3/8 X 5 1/4 in.

CASINGS



Many more profiles available, call...1-800-861-0734 • FAX 1-800-861-0737



RBI208
1¹/₁₆ X 3³/₄ in.



CTE350
3/4 X 3¹/₂ in.



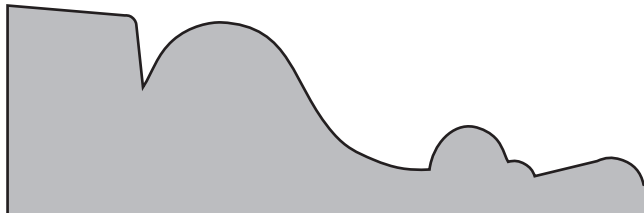
CM683 (WM683)
1¹/₁₆ X 3¹/₄ in.



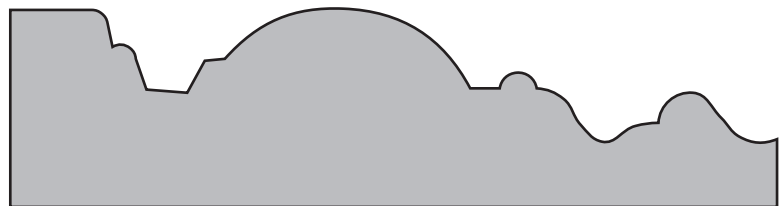
TM1
1¹/₁₆ X 3¹/₄ in.



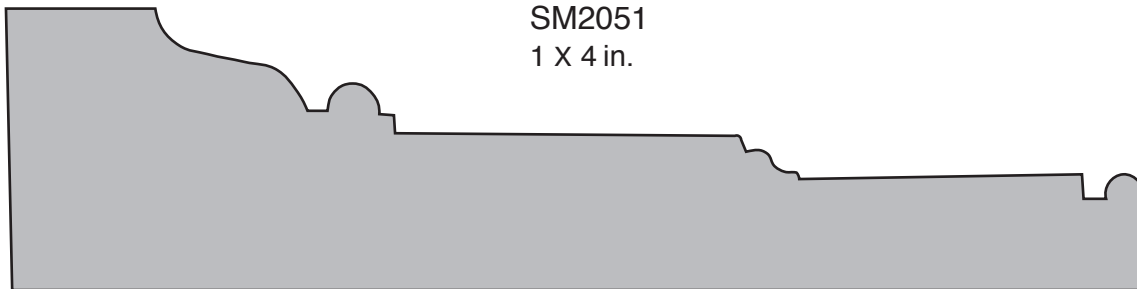
399
3/4 X 3 in.



MS1661 SPROT LONG
1¹/₈ X 3³/₈ in.



SM2051
1 X 4 in.

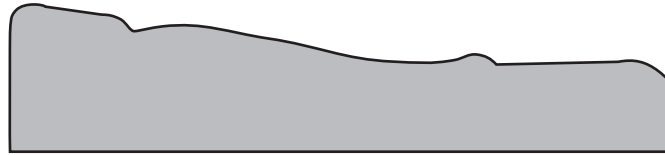


CW1 Also available: 1⁷/₁₆ X 4 in.
1⁷/₁₆ X 5⁵/₈ in.

CASINGS



1-800-861-0734 • FAX 1-800-861-0737



C351
3/4 X 3 1/2 in.



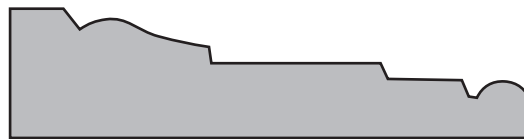
LW444
1 1/16 X 3 1/4 in.



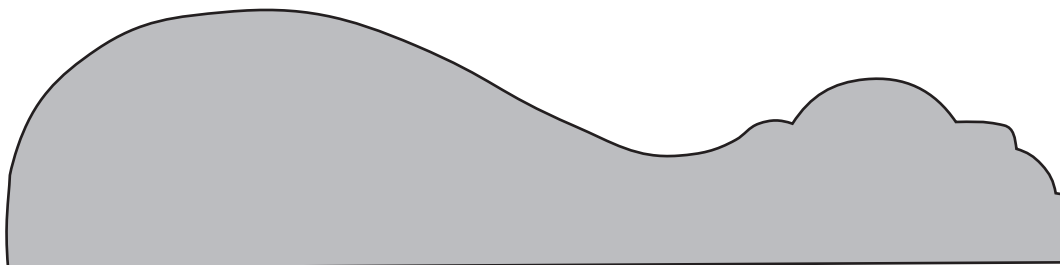
LDFCA4
1 X 4 in.



CKN234
3/4 X 2 3/4 in.



SM82
1 1/16 X 2 3/4 in.

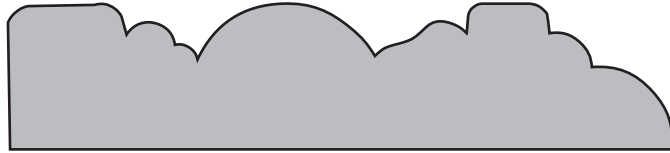


EC490
1 5/16 X 5 1/2 in.

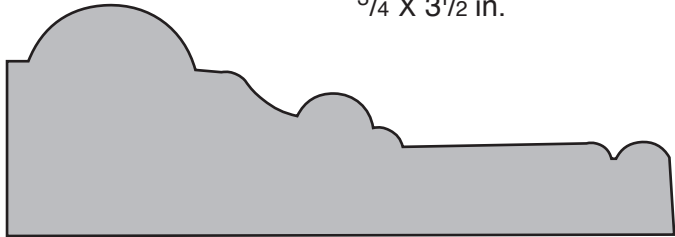
CASINGS



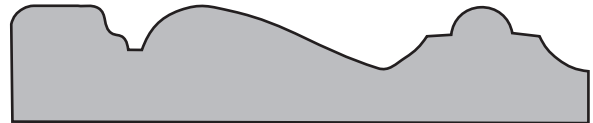
Many more profiles available, call...1-800-861-0734 • FAX 1-800-861-0737



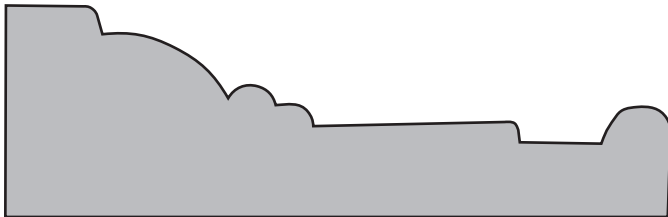
CBG300
3/4 X 3 1/2 in.



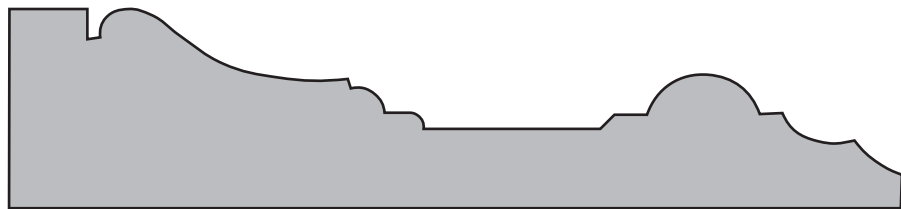
SM47
1 1/4 X 3 1/2 in



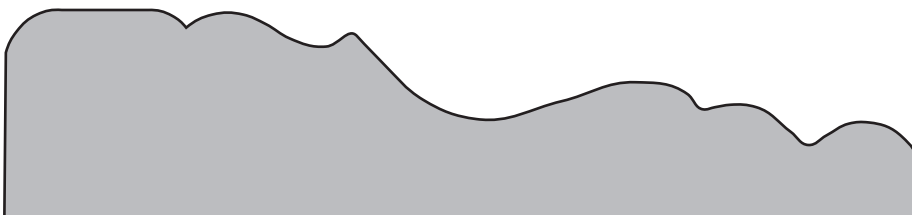
PT312
5/8 X 3 in.



SM2
1 1/16 X 3 5/8 in.



CM466 (EC466)
1 1/16 X 4 5/8 in.

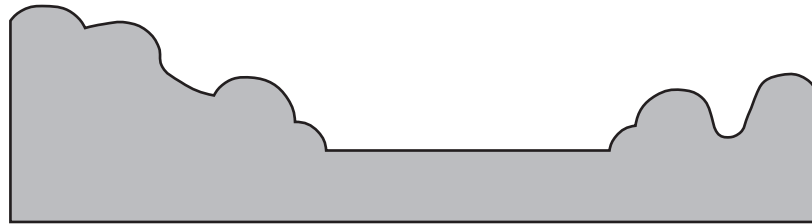


PRESIDENTIAL
1 1/16 X 4 3/4 in.

CASINGS



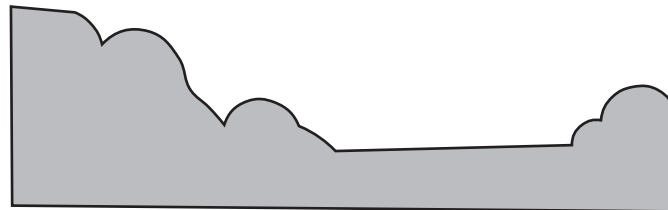
1-800-861-0734 • FAX 1-800-861-0737



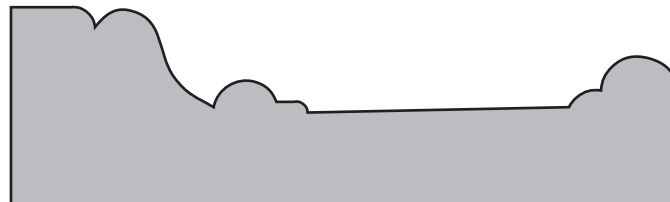
34136-CA
1¹/₈ X 4¹/₄ in.



TMMH (Mini Howe)
1¹/₁₆ X 2³/₄ in.



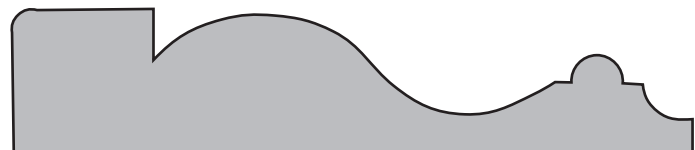
DELTA HOWE
1 X 3⁷/₁₆ in.



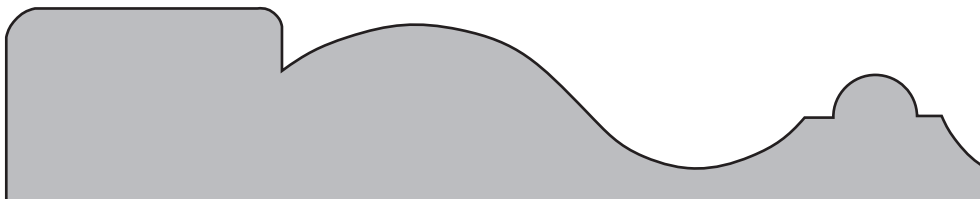
CKN535
1 X 3¹/₂ in.



CM10
1¹/₁₆ X 2³/₈ in.



CVA350
3/4 X 3¹/₂ in.



CVA525
1 X 5¹/₄ in.

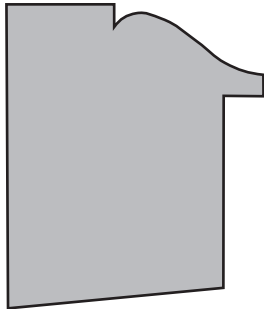


MSI1
1¹/₁₆ X 3¹/₄ in.

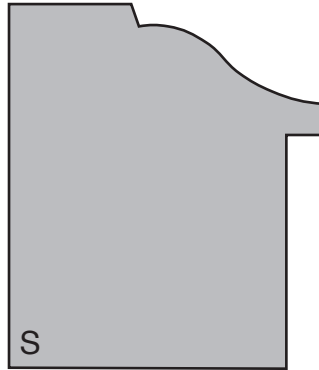
BACK BANDS



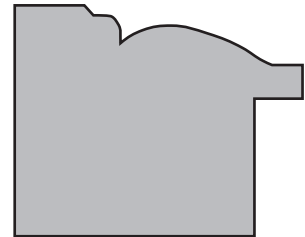
Many more profiles available, call...1-800-861-0734 • FAX 1-800-861-0737



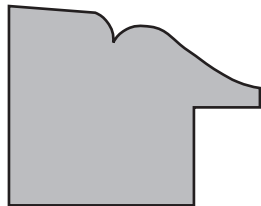
C282
1⁵/₁₆ X 1⁵/₈ in.



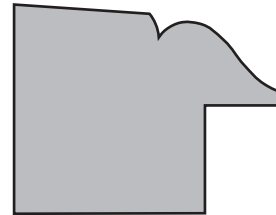
CM809
1³/₈ X 1⁵/₈ in.



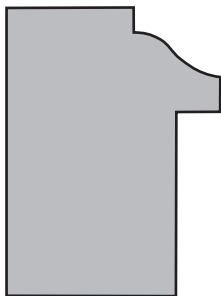
4046USBB
1³/₁₆ X 1¹/₂ in.



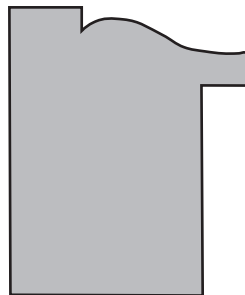
97BB
1¹/₈ X 1¹/₁₆ in.



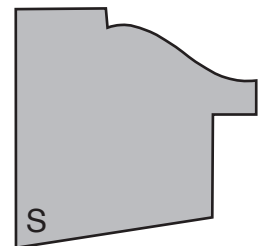
SM68
1¹/₁₆ X 1⁷/₁₆ in.



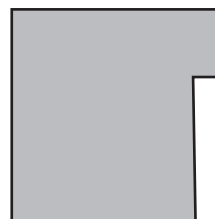
BR285
1¹/₈ X 1¹/₂ in.



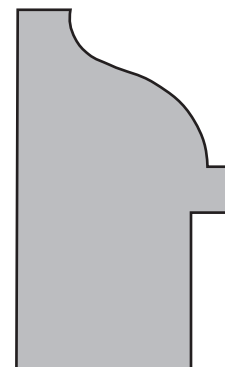
4048US-BB
1¹/₄ X 1¹/₂ in.



C281
1⁵/₁₆ X 1⁵/₁₆ in.



3436BB
1¹/₁₆ X 1¹/₈ in.



SM2513
1¹/₈ X 1⁷/₈ in.

BACK BANDS



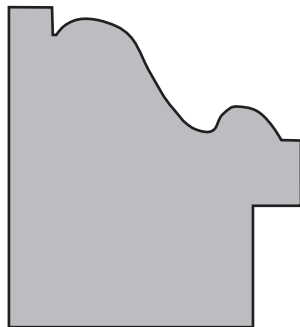
1-800-861-0734 • FAX 1-800-861-0737



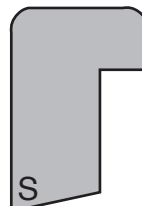
SM2501-2
1⁹/₁₆ X 2¹/₈ in.



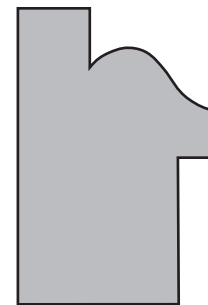
BB200
1¹/₂ X 2³/₈ in.



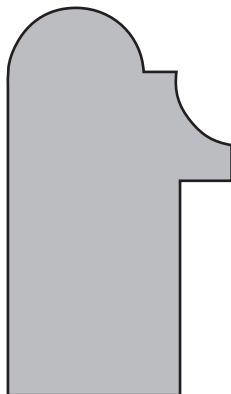
SM2501
1⁹/₁₆ X 1¹¹/₁₆ in.



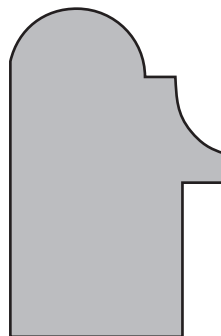
CM280 (WM280)
1¹/₁₆ X 1¹/₁₆ in.



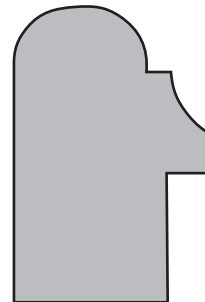
SM2510
1¹/₁₆ X 1¹/₂ in.



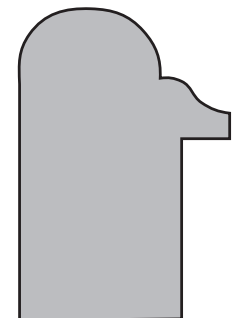
SM2511-2
1³/₁₆ X 2 in.



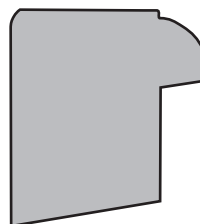
SM2511
1³/₁₆ X 1³/₄ in.



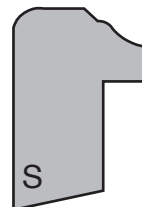
CM289
1¹/₁₆ X 1⁹/₁₆ in.



CRC150
1 X 1⁵/₈ in.
Also Available:
5/8 Rabbett
1¹/₁₆ Rabbett



GP281
1 X 1¹/₈ in.

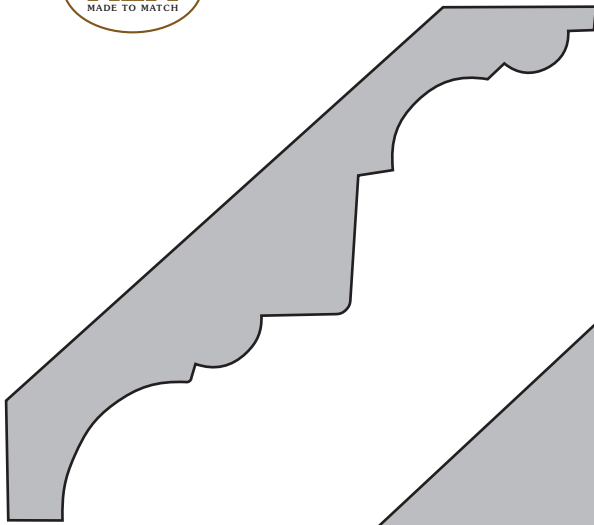


CM281 (WM281)
1¹/₁₆ X 1¹/₈ in.

CROWN




Many more profiles available, call...1-800-861-0734 • FAX 1-800-861-0737



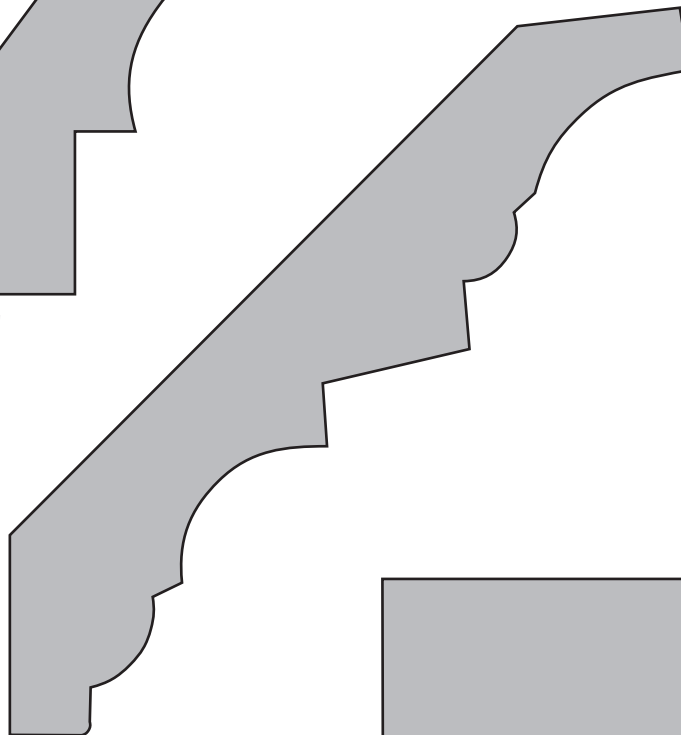
SM27
7/8 X 4 1/8 in.



SM603
1 X 7 1/4 in.



SM29
1 11/16 X 5 1/8 in.



BM6
1 X 6 3/4 in.

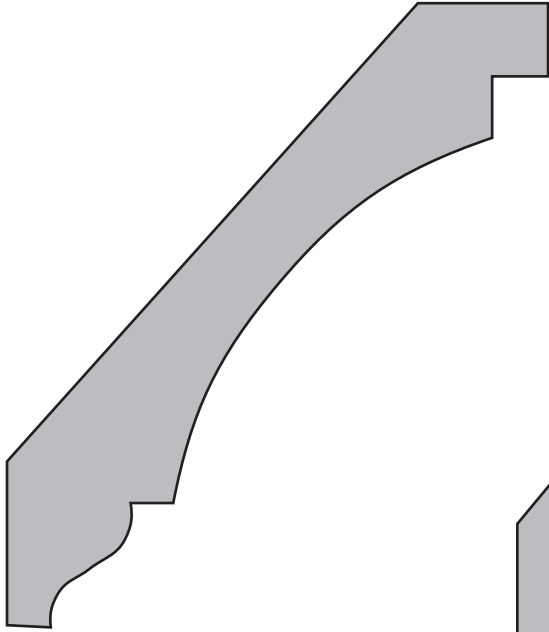


SM42
2 1/4 X 1 5/8 in.

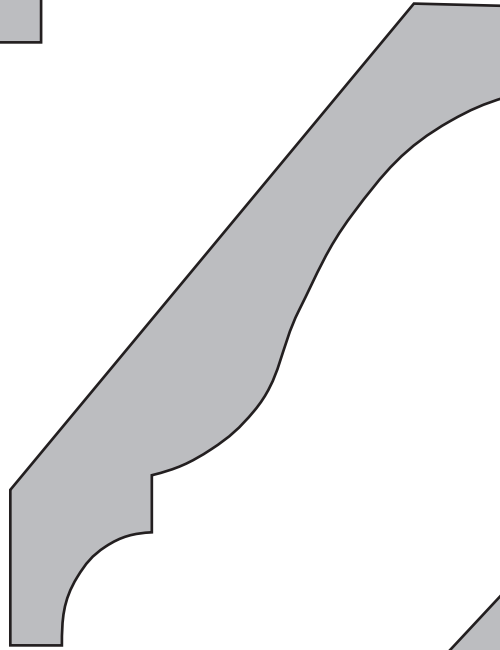
CROWN



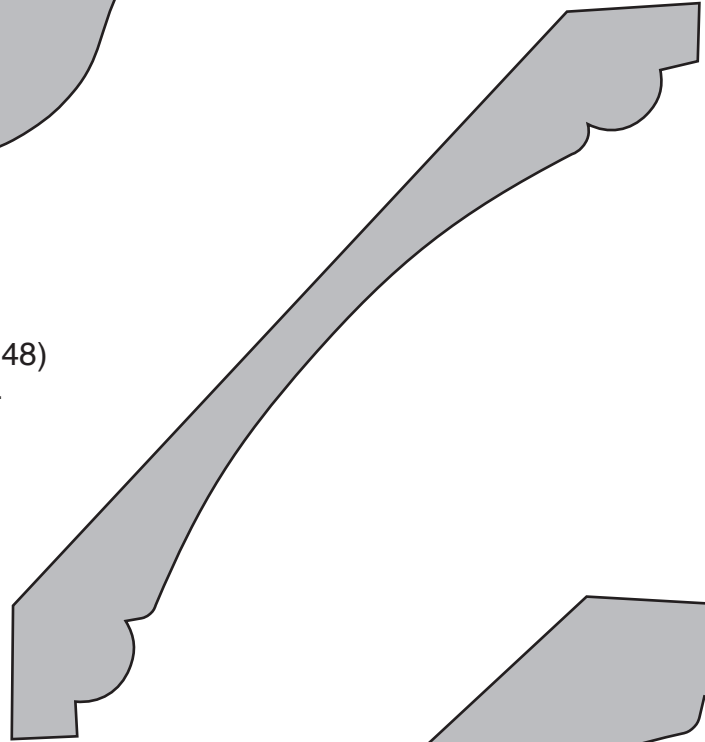
1-800-861-0734 • FAX 1-800-861-0737



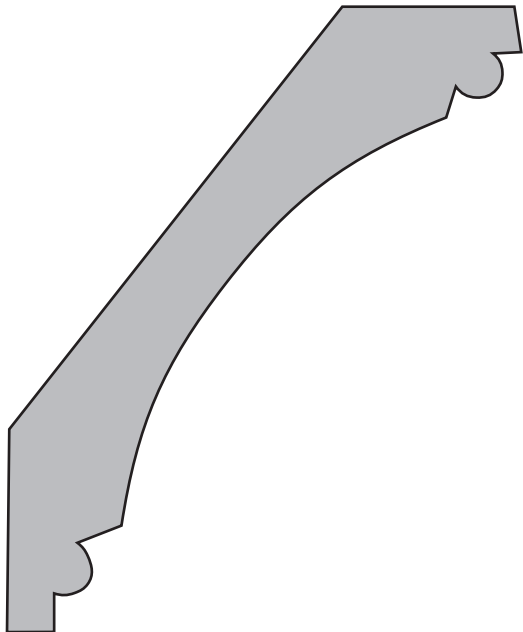
AH40
1¹/₁₆ X 4¹/₄ in.



CM48 (WM48)
9⁹/₁₆ X 4¹/₄ in.



CM541
1¹/₁₆ X 5¹/₄ in.



WM80
1¹/₁₆ X 4¹/₄ in.



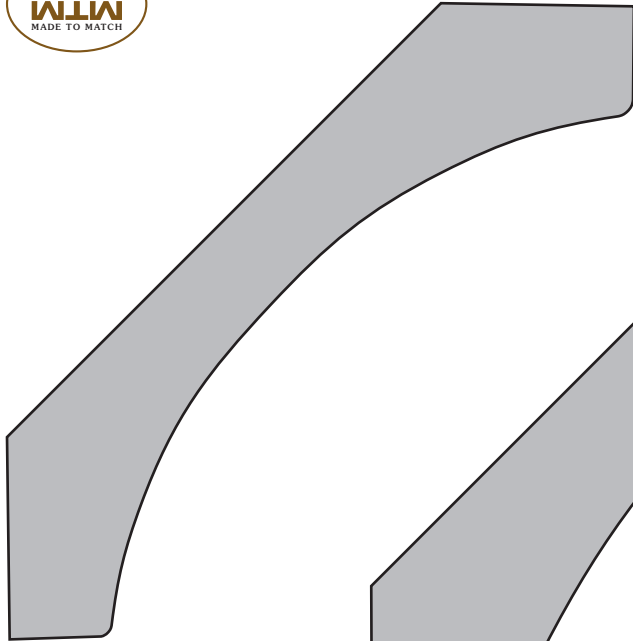
COLONIAL COVE
3³/₄ X 5¹/₄ in.

22
CARTER MILLWORK, INC.

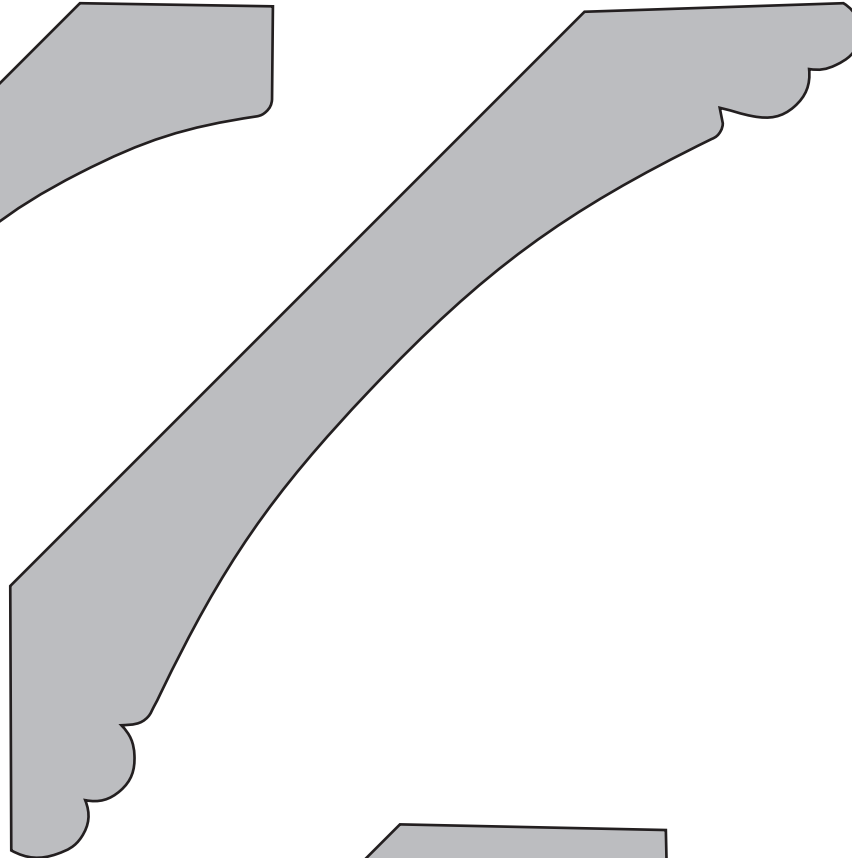
CROWN



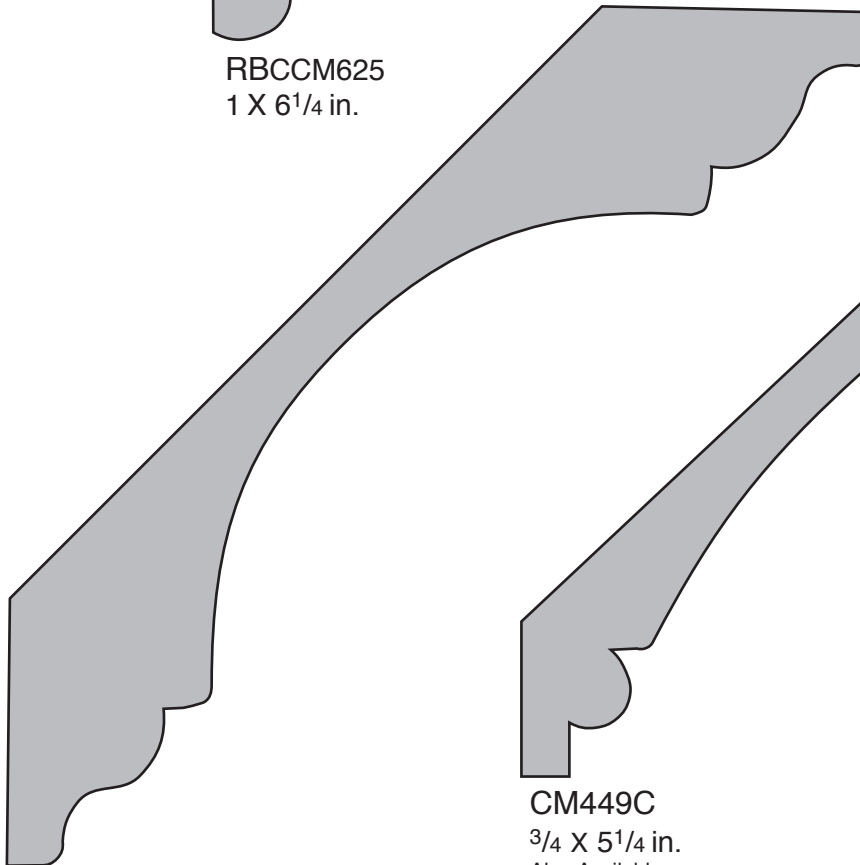
Many more profiles available, call...1-800-861-0734 • FAX 1-800-861-0737



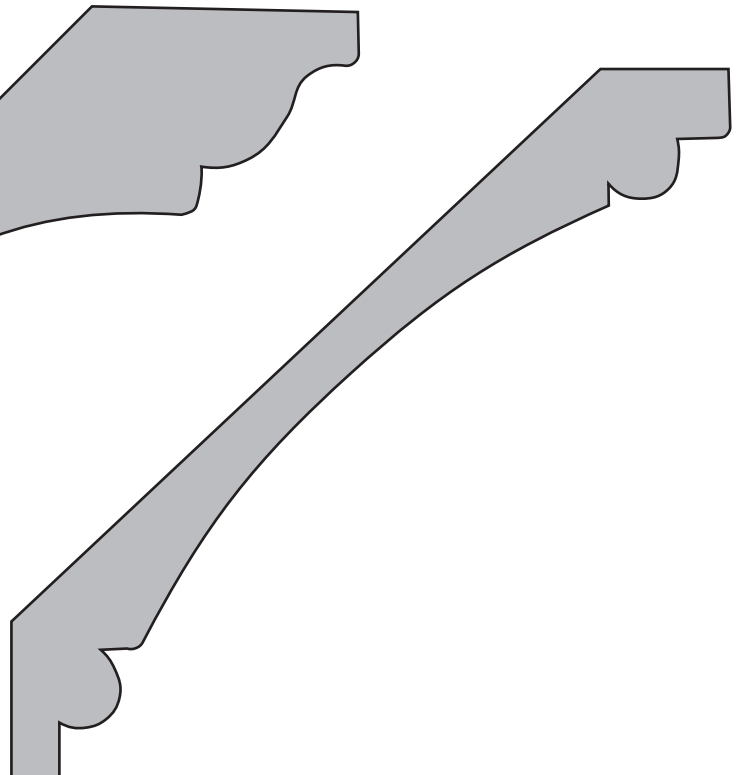
SM81
1¹/₁₆ X 4⁵/₈ in.
Also Available:
SM86
1¹/₂ X 6 in



RBCCM625
1 X 6¹/₄ in.



TP41/TLC500
1¹/₈ X 6¹/₄ in.

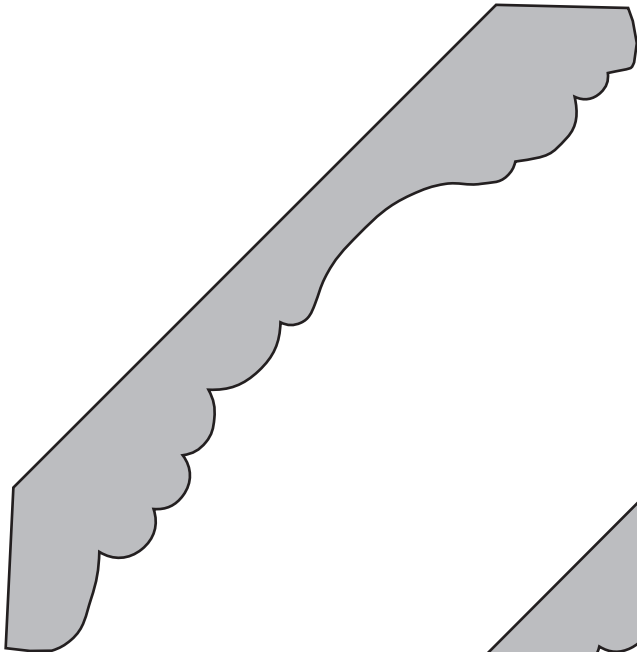


CM449C
3/4 X 5¹/₄ in.
Also Available:
CM6449C
3/4 X 6¹/₄ in.

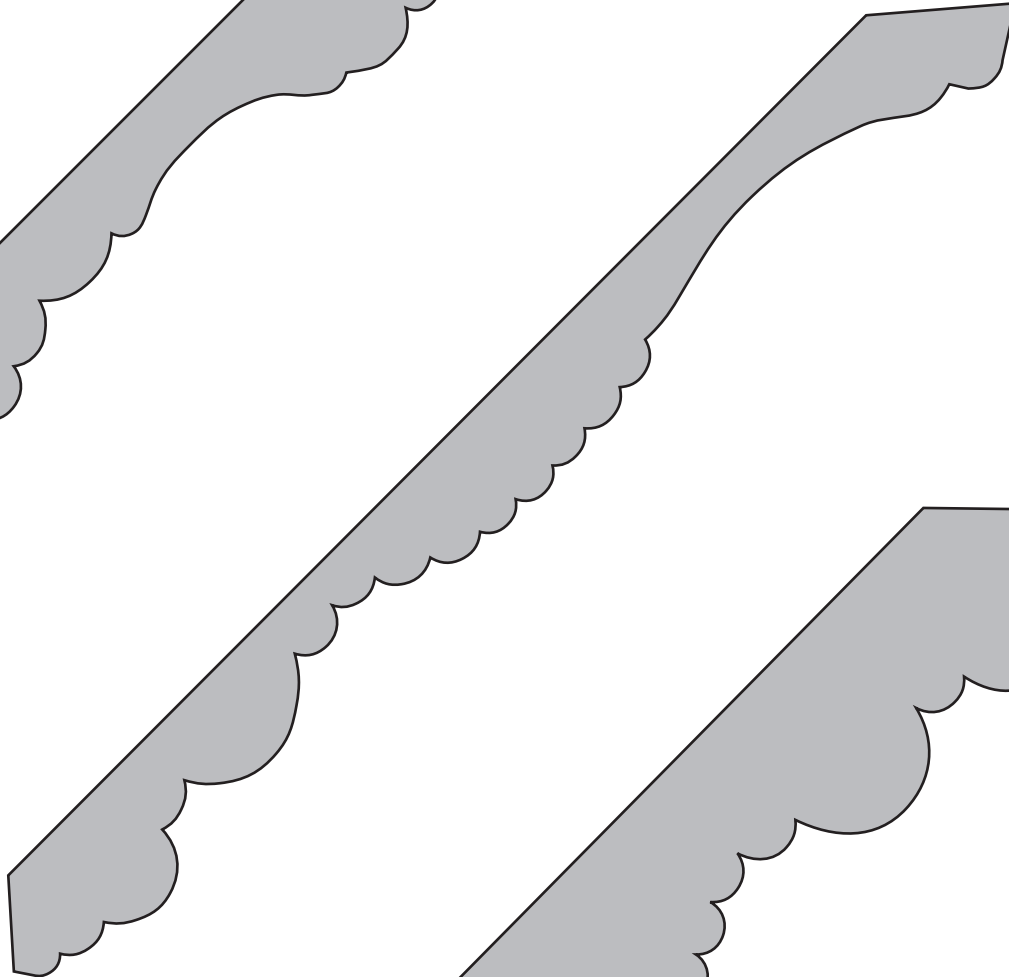
CROWN



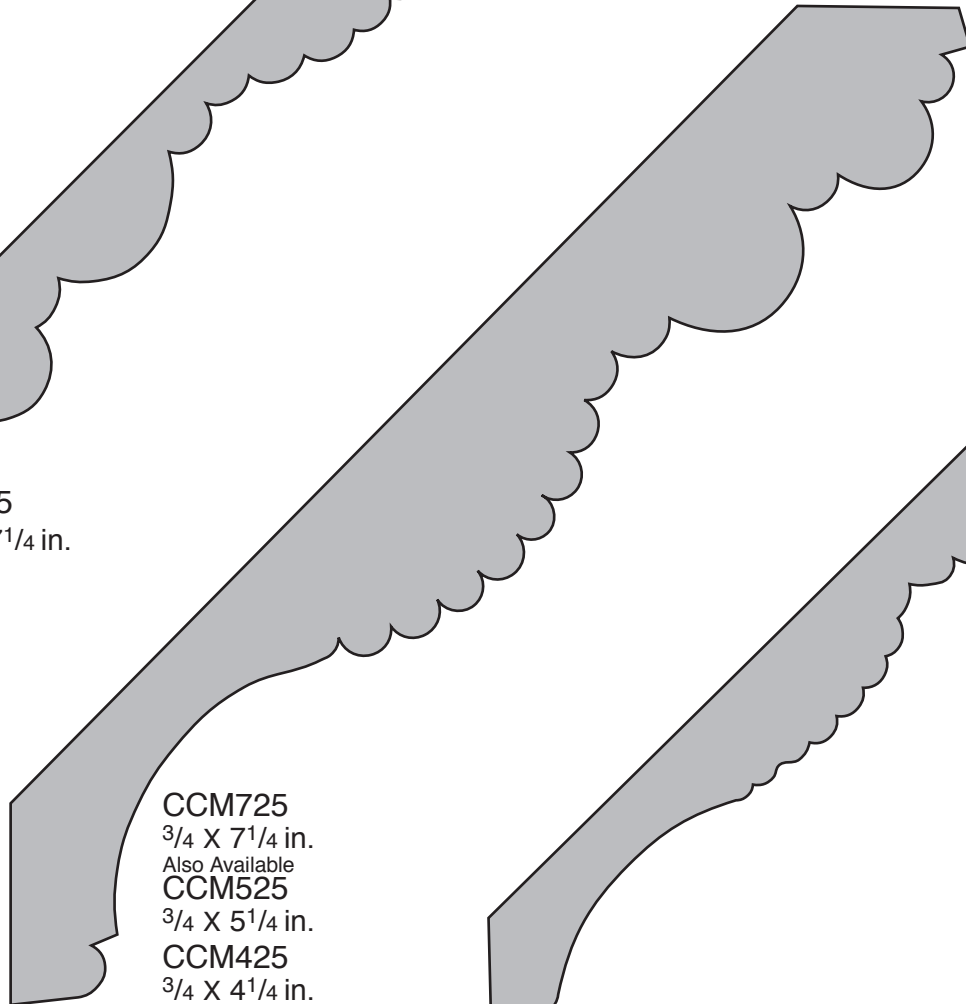
1-800-861-0734 • FAX 1-800-861-0737



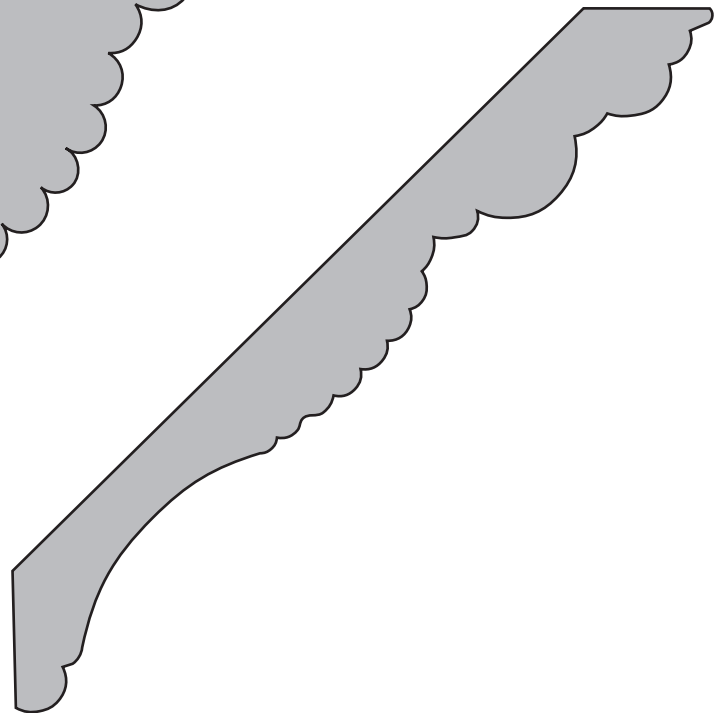
SM1136
3/4 X 4 7/8 in.



BBS725
1 1/16 X 7 1/4 in.



CCM725
3/4 X 7 1/4 in.
Also Available
CCM525
3/4 X 5 1/4 in.
CCM425
3/4 X 4 1/4 in.

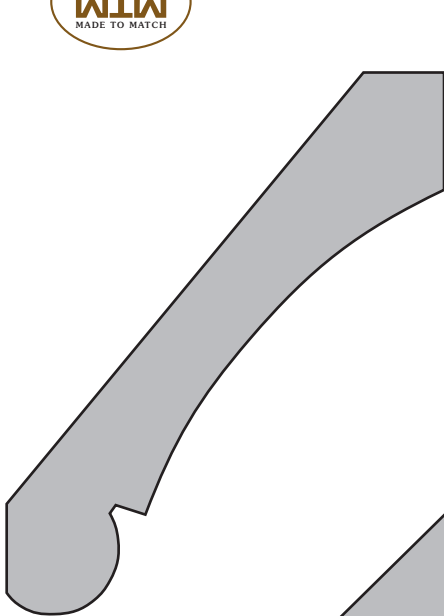


BBS111
3/4 X 5 1/4 in.

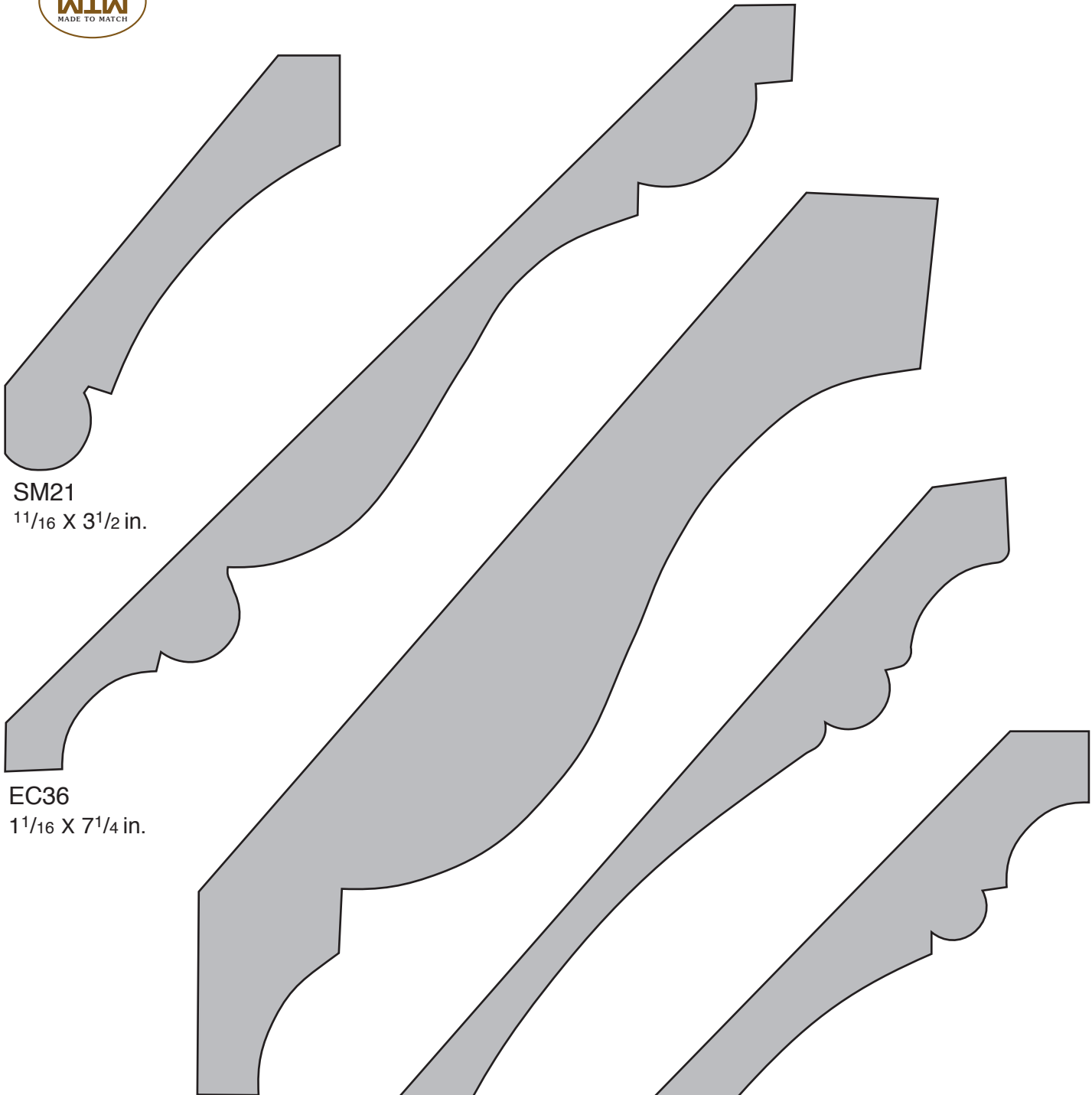
CROWN



Many more profiles available, call...1-800-861-0734 • FAX 1-800-861-0737




SM21
1¹/₁₆ X 3¹/₂ in.




EC36
1¹/₁₆ X 7¹/₄ in.

SM38
1³/₈ X 8



CM725L
3/4 X 7¹/₄ in.

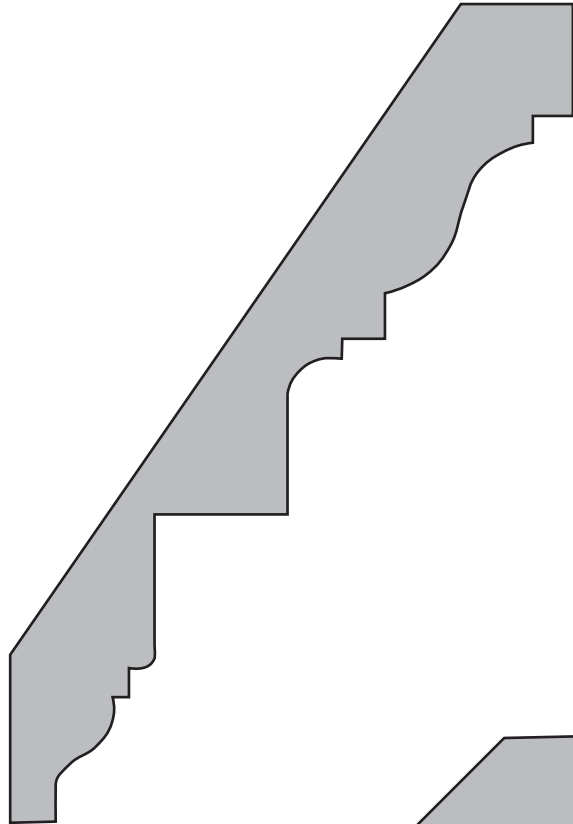


CM525L
3/4 X 5¹/₄ in.

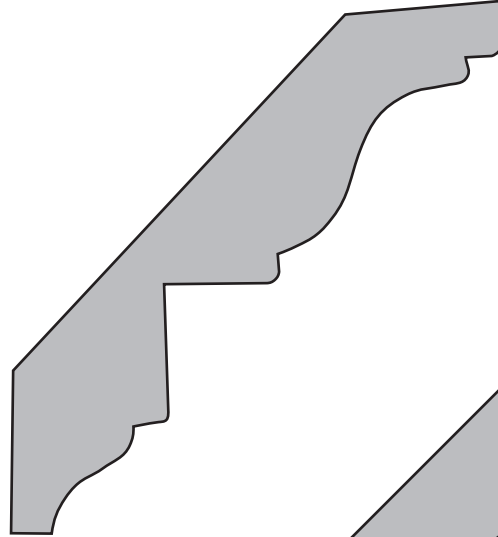
CROWN



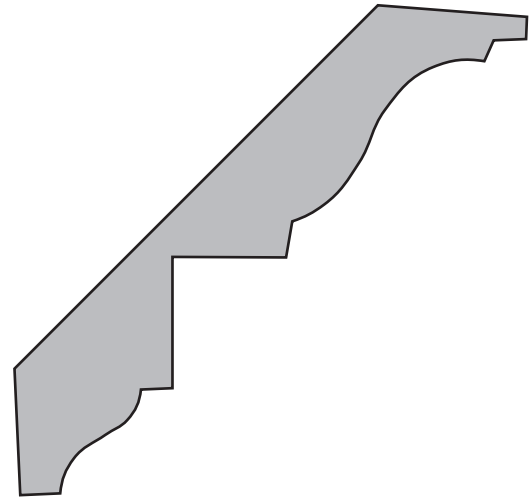
1-800-861-0734 • FAX 1-800-861-0737



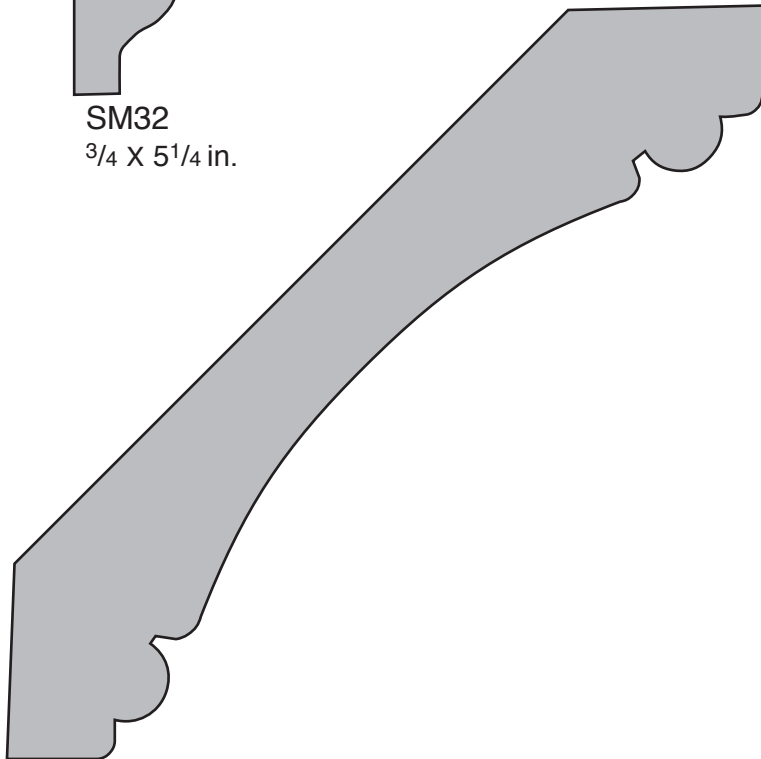
SM32
 $\frac{3}{4}$ X $5\frac{1}{4}$ in.



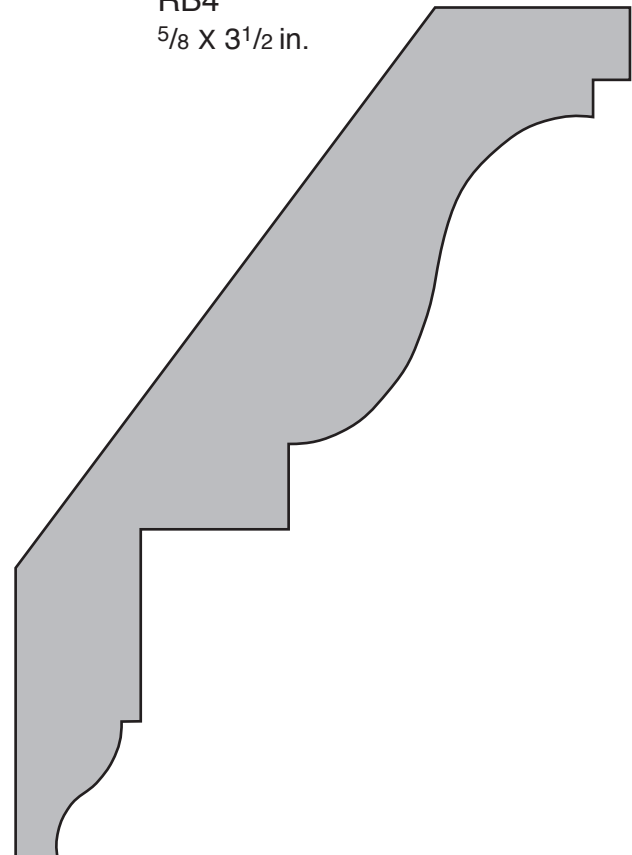
CM375L
 $\frac{3}{4}$ X $3\frac{1}{4}$ in.



RB4
 $\frac{5}{8}$ X $3\frac{1}{2}$ in.



BM51245
 $1\frac{5}{16}$ X $5\frac{1}{2}$ in.

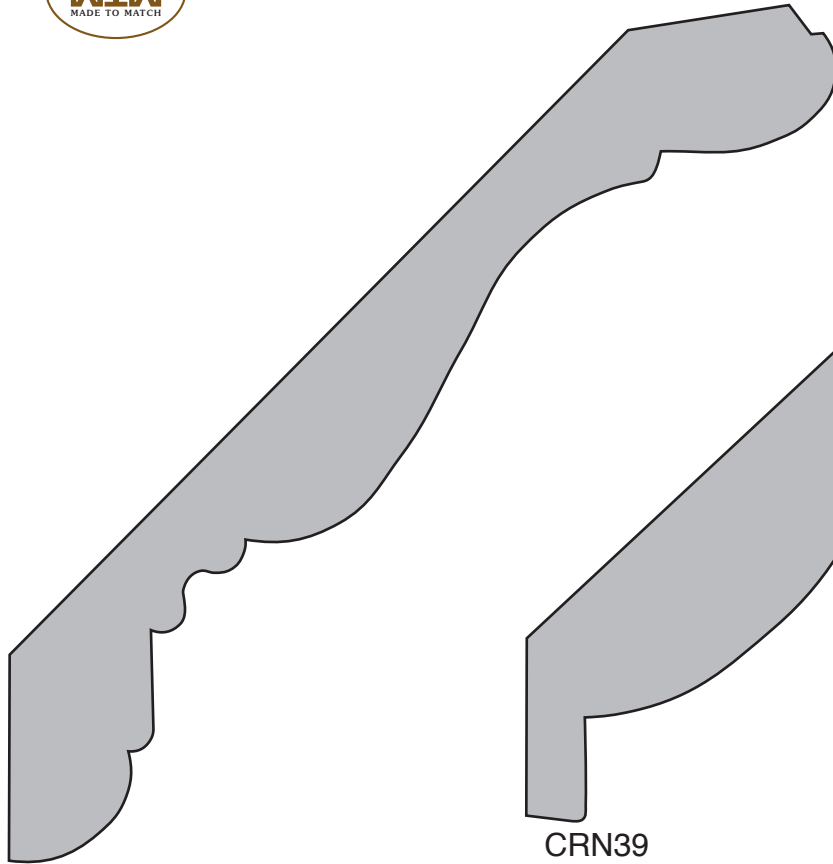


RB7
 $1\frac{1}{16}$ X $5\frac{1}{4}$ in.

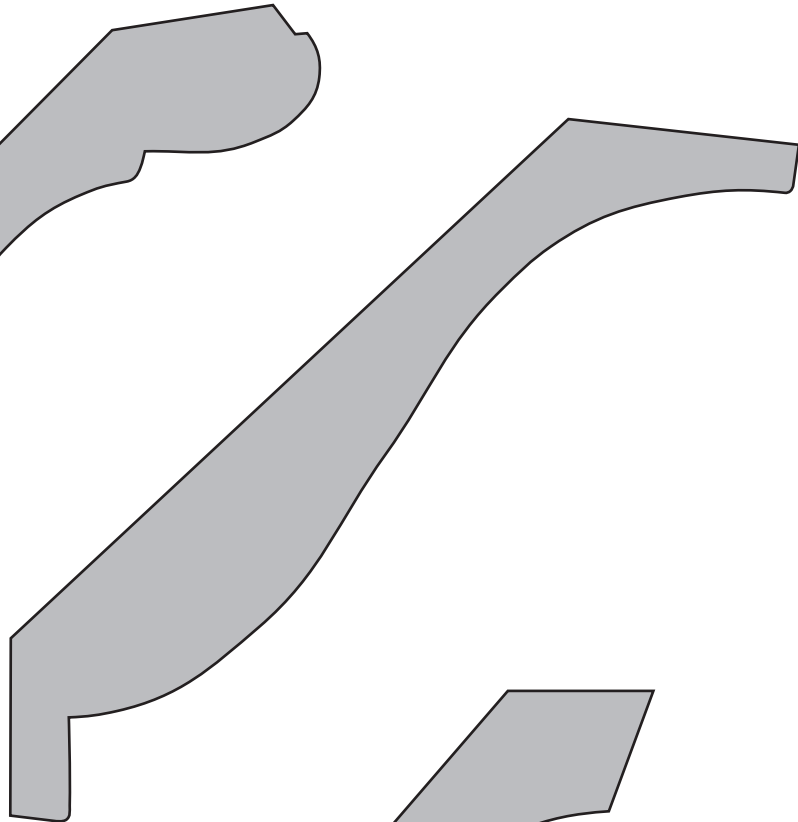
CROWN



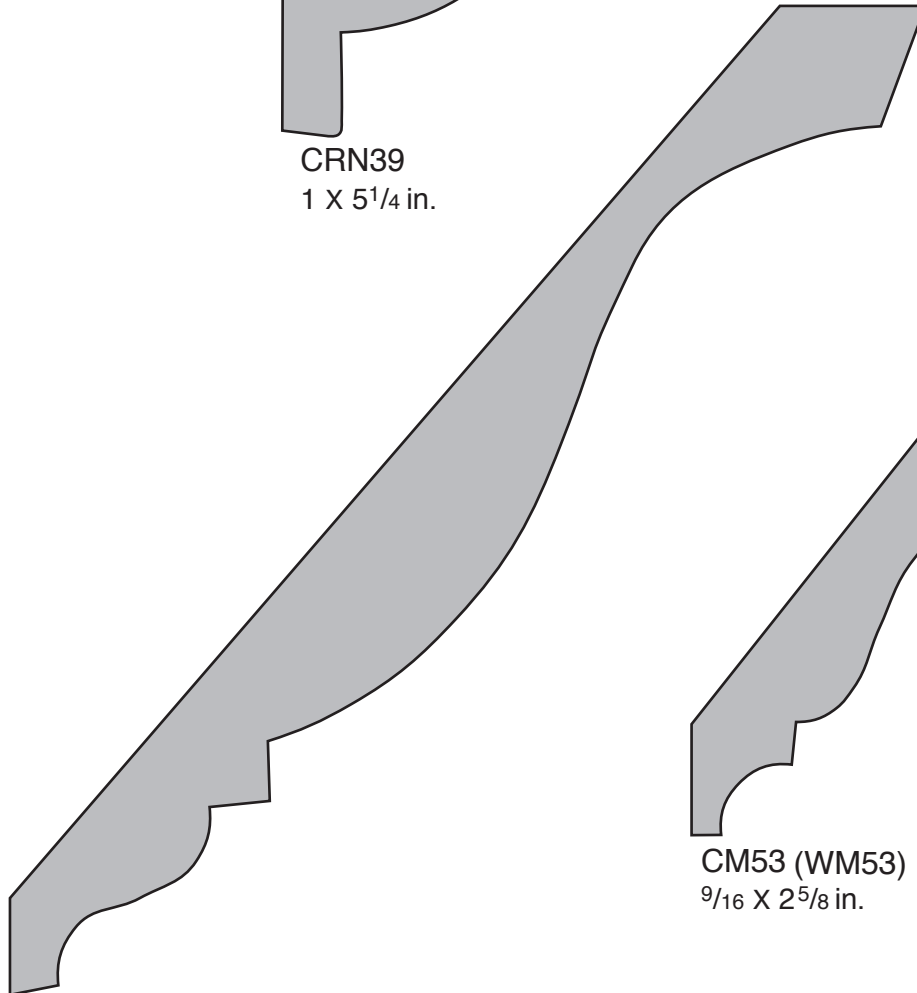
Many more profiles available, call...1-800-861-0734 • FAX 1-800-861-0737



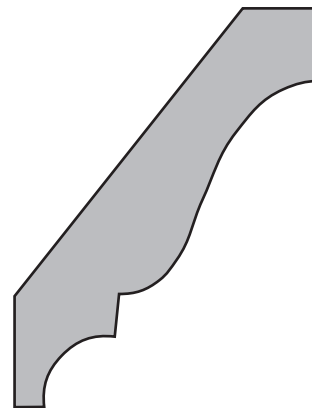
AH61
1 X 6 in.



CRN39
1 X 5¹/₄ in.



CM70(COX)
3/4 X 7¹/₄ in.

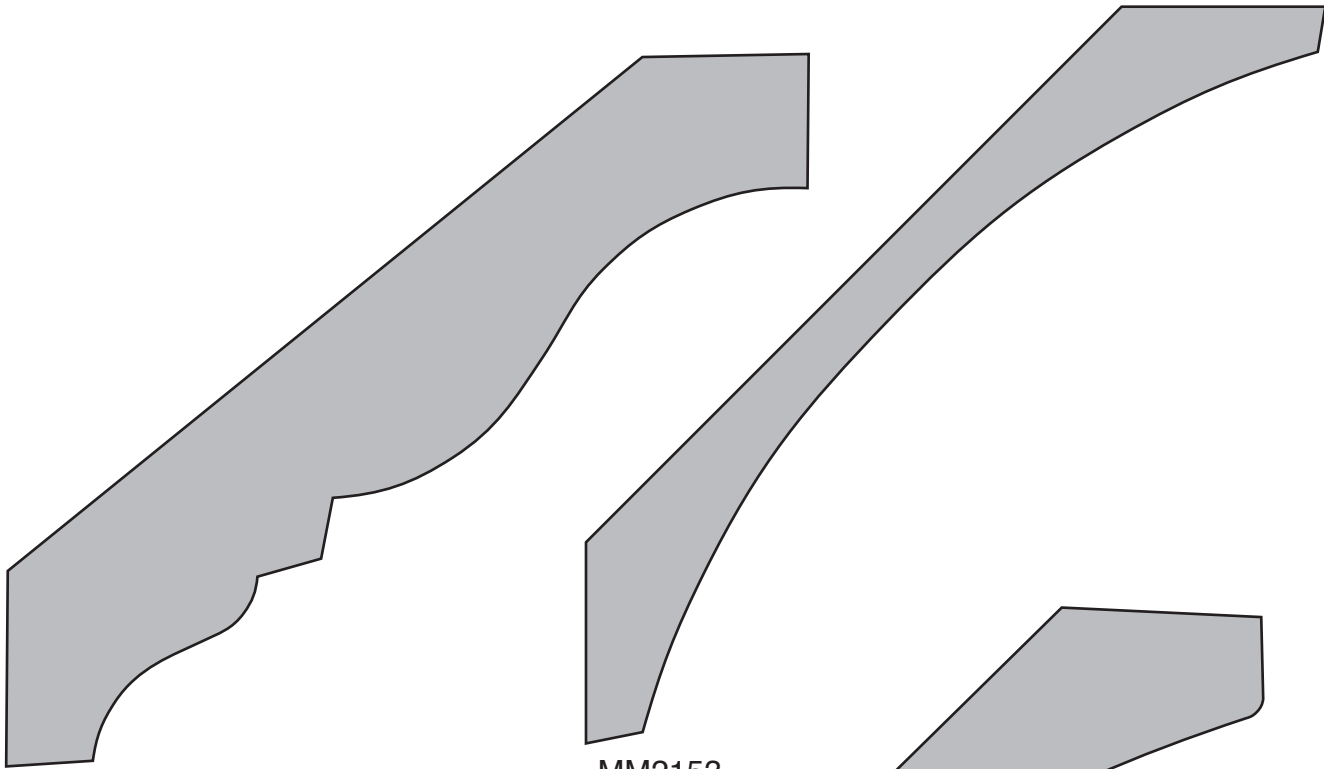


CM53 (WM53)
9/16 X 2⁵/₈ in.

CROWN

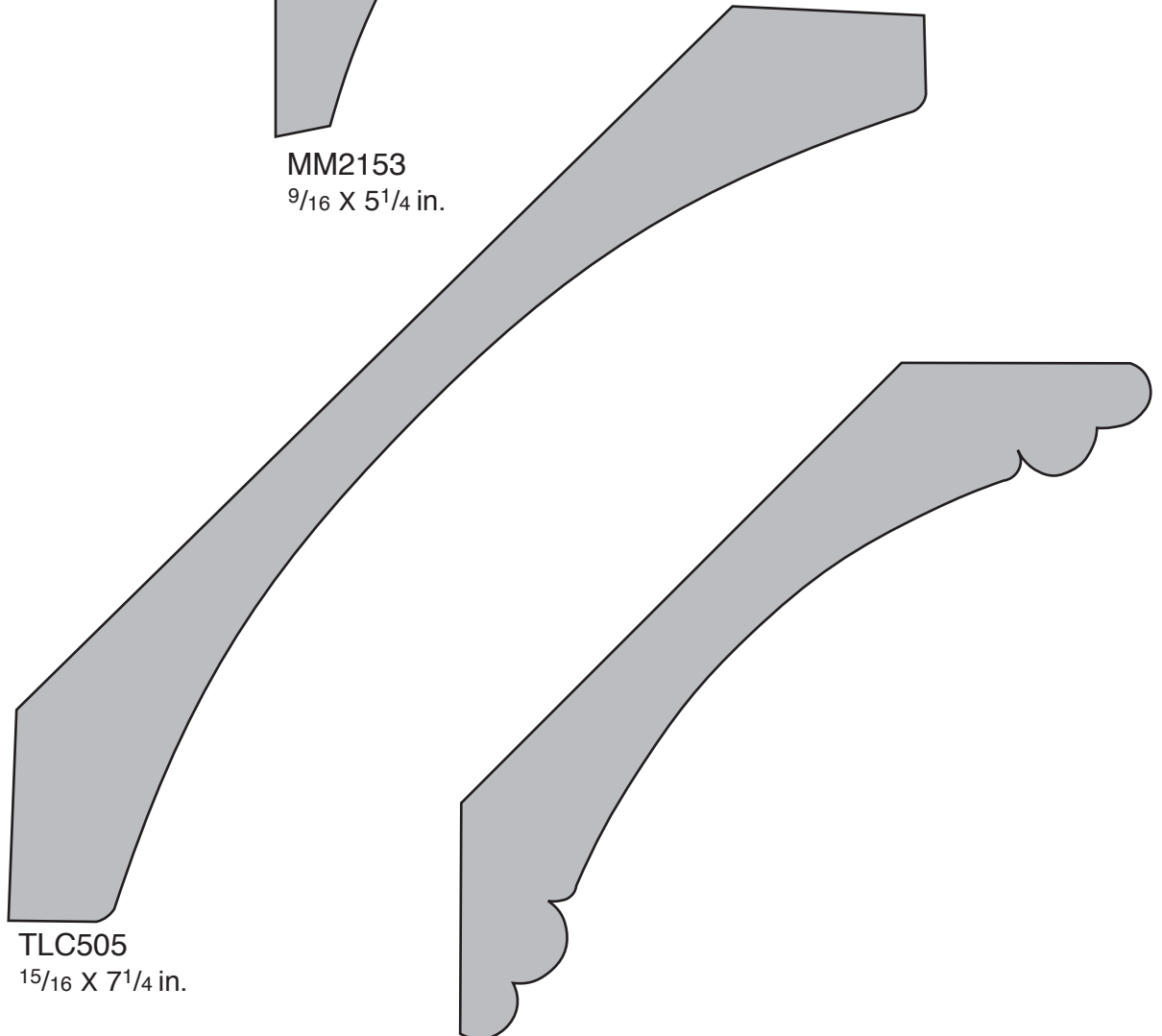


1-800-861-0734 • FAX 1-800-861-0737



MTV629
1 X 5³/₄ in.

MM2153
9/16 X 5¹/₄ in.



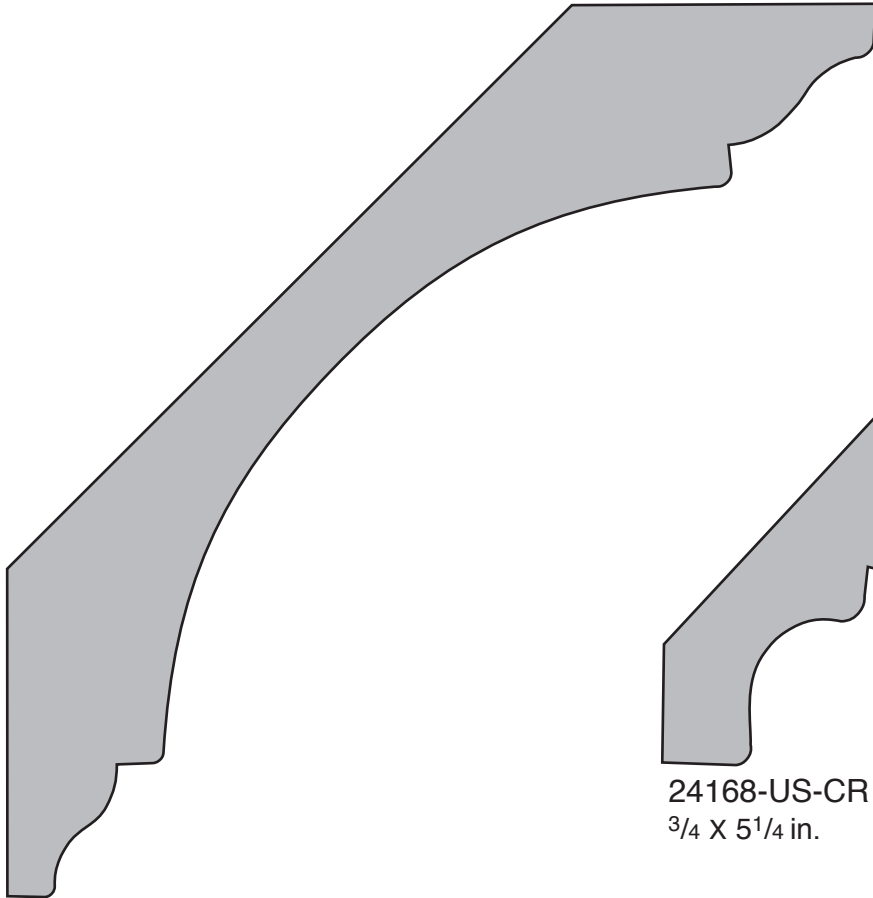
TLC505
1⁵/₁₆ X 7¹/₄ in.

RBCCM525
1 X 5¹/₄ in.

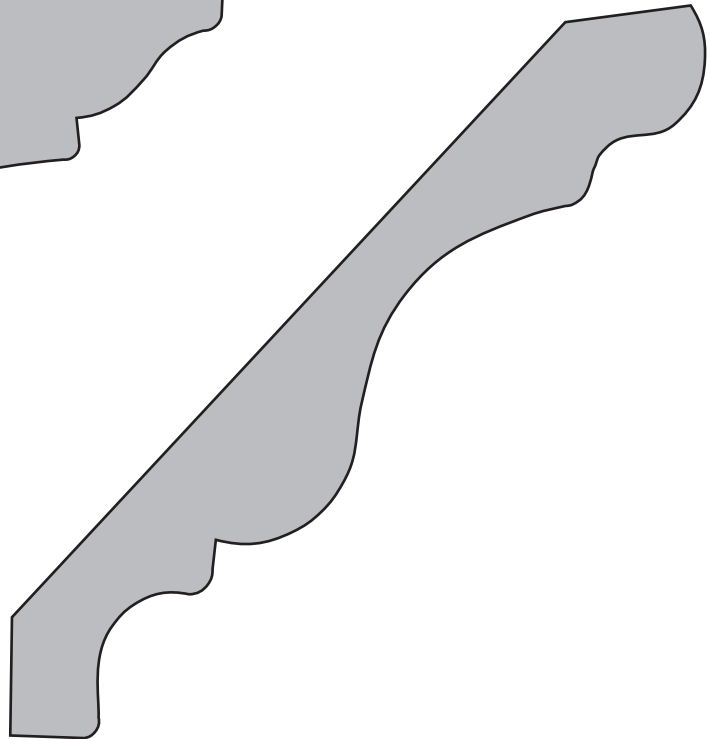
CROWN



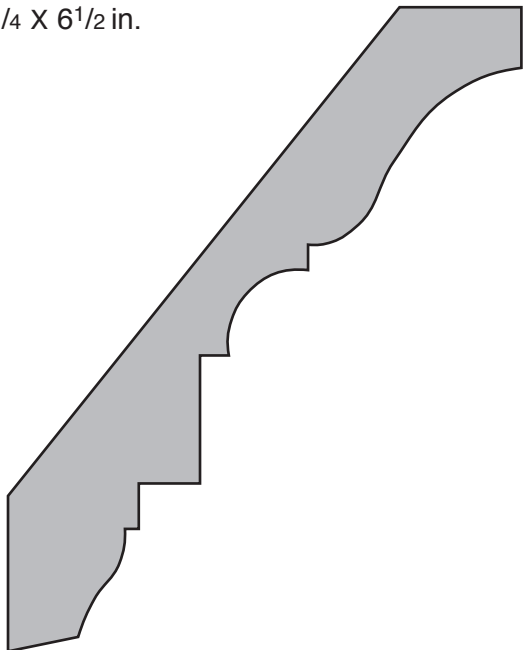
Many more profiles available, call...1-800-861-0734 • FAX 1-800-861-0737



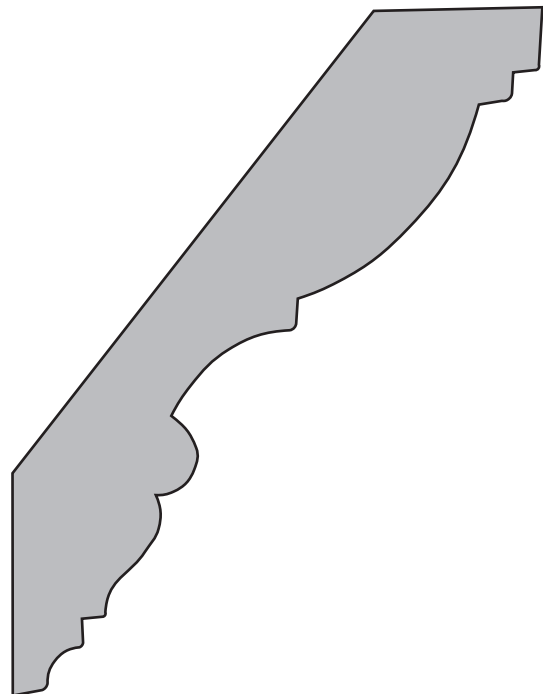
CBM1554
1¹/₄ X 6¹/₂ in.



24168-US-CR
3/4 X 5¹/₄ in.



EC9
1¹/₁₆ X 4¹/₄ in.

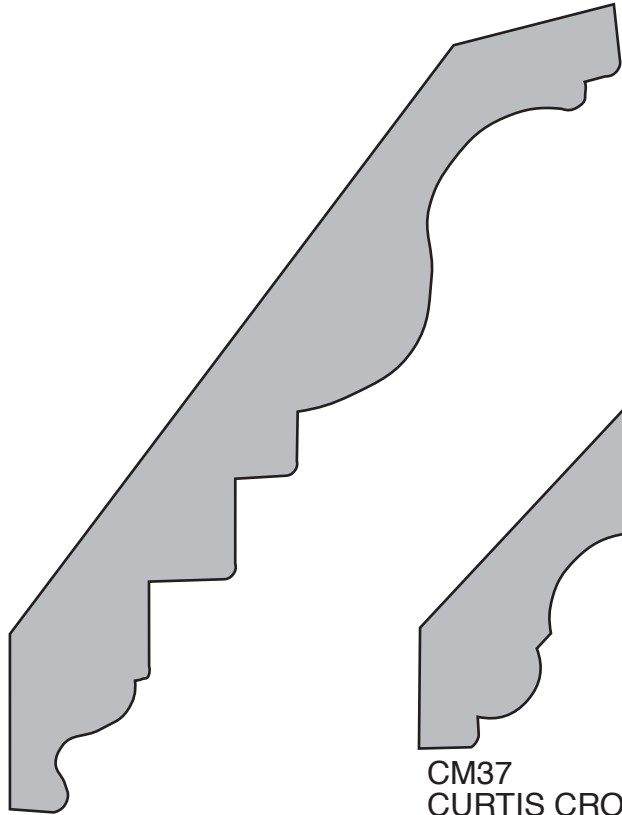


SM712
7/8 X 4¹/₂ in.

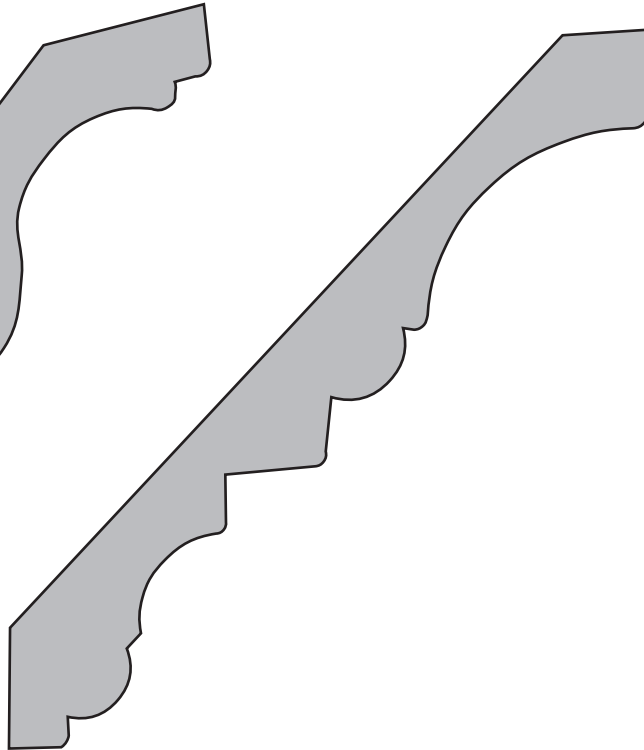
CROWN



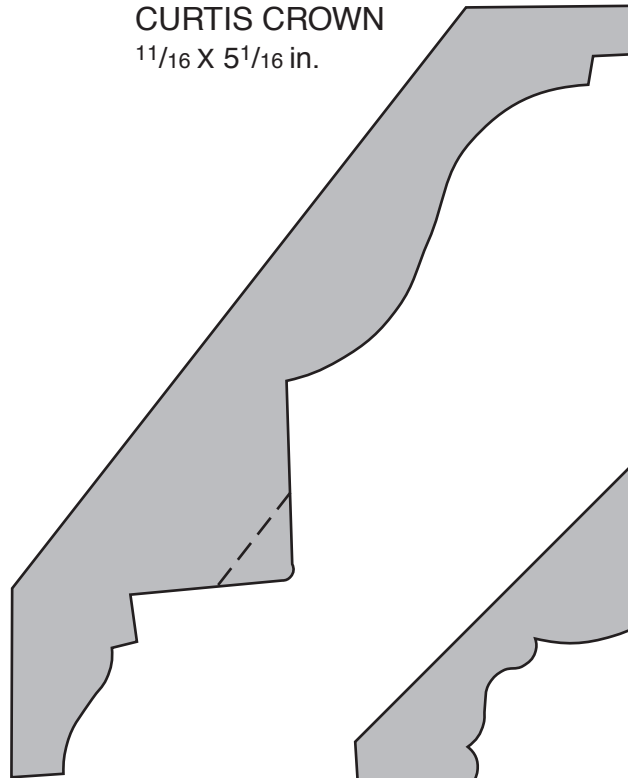
1-800-861-0734 • FAX 1-800-861-0737



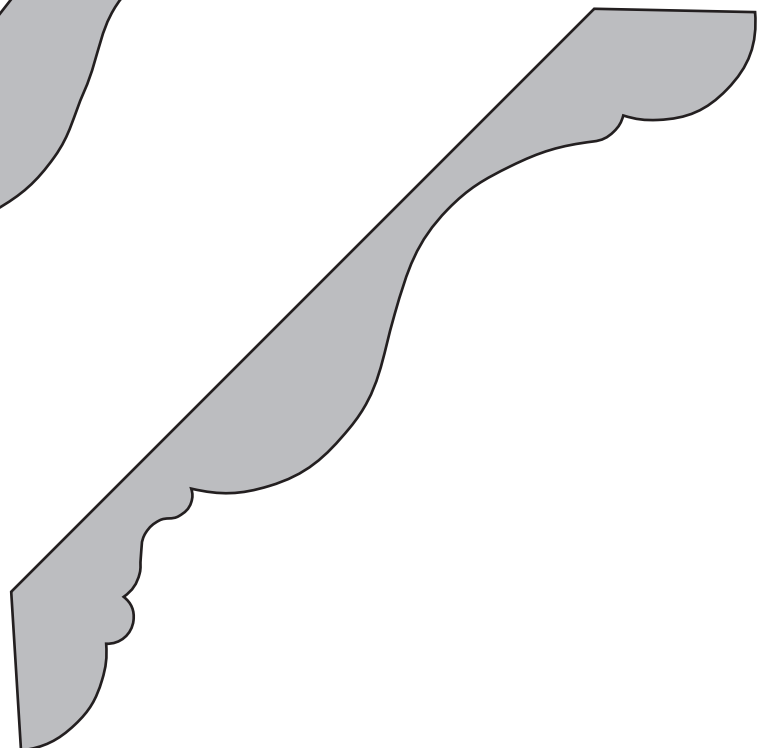
CM549
3/4 X 5 1/4 in.



CM37
CURTIS CROWN
1 1/16 X 5 1/16 in.



SMITH DENTIL CRN
1 3/16 X 5 5/16 in.

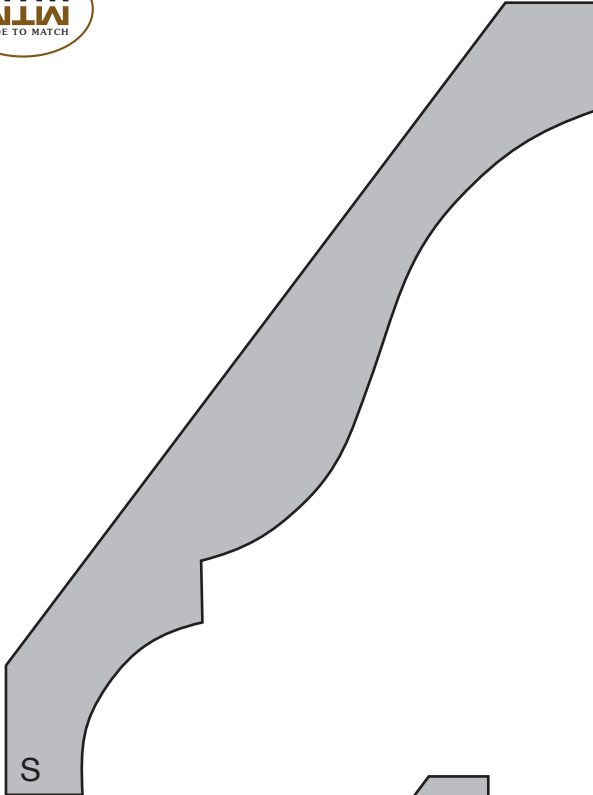


SM1157
3/4 X 5 3/8 in.

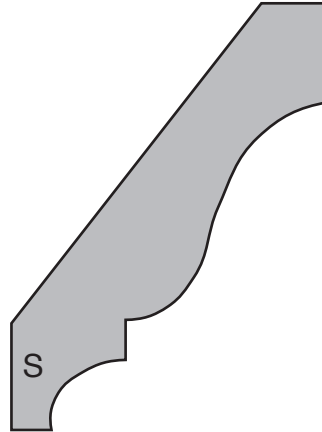
CROWN



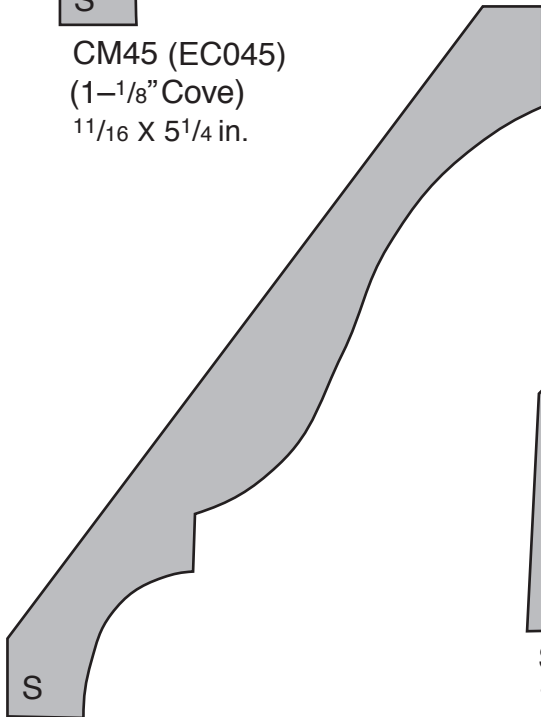
Many more profiles available, call...1-800-861-0734 • FAX 1-800-861-0737



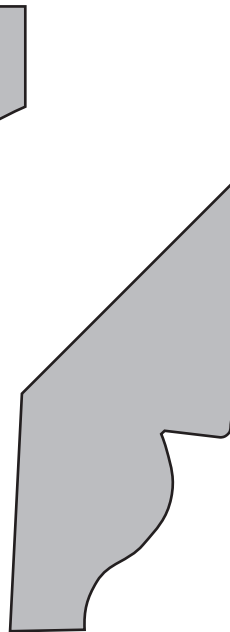
CM45 (EC045)
(1-1/8" Cove)
1 1/16 X 5 1/4 in.



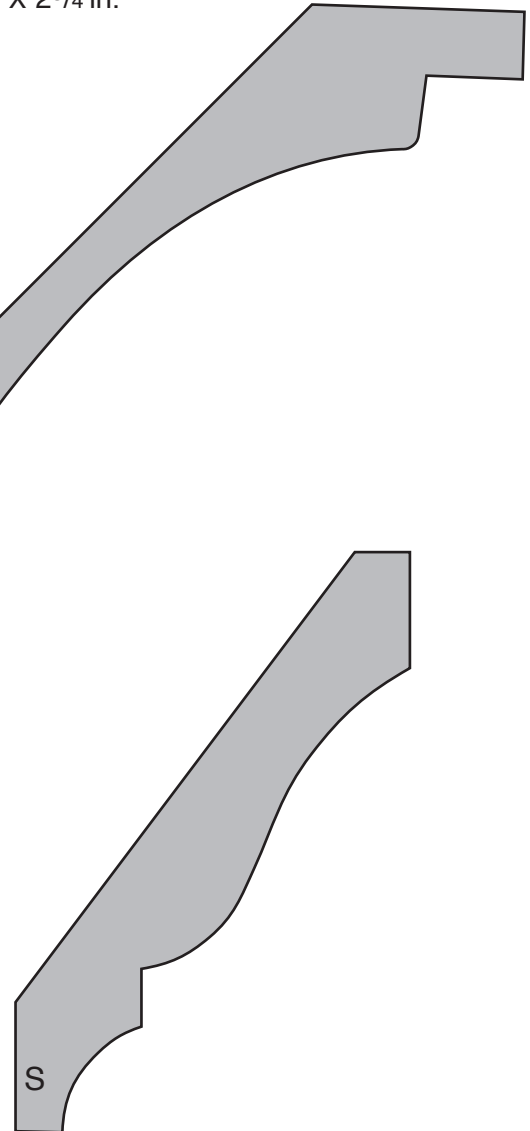
CM52 (WM052)
9/16 X 2 3/4 in.



CM47 (WM047)
9/16 X 4 5/8 in.



SM1160
1 3/4 X 6 1/4 in.




CM49 (WM049)
9/16 X 3 5/8 in.


CROWN



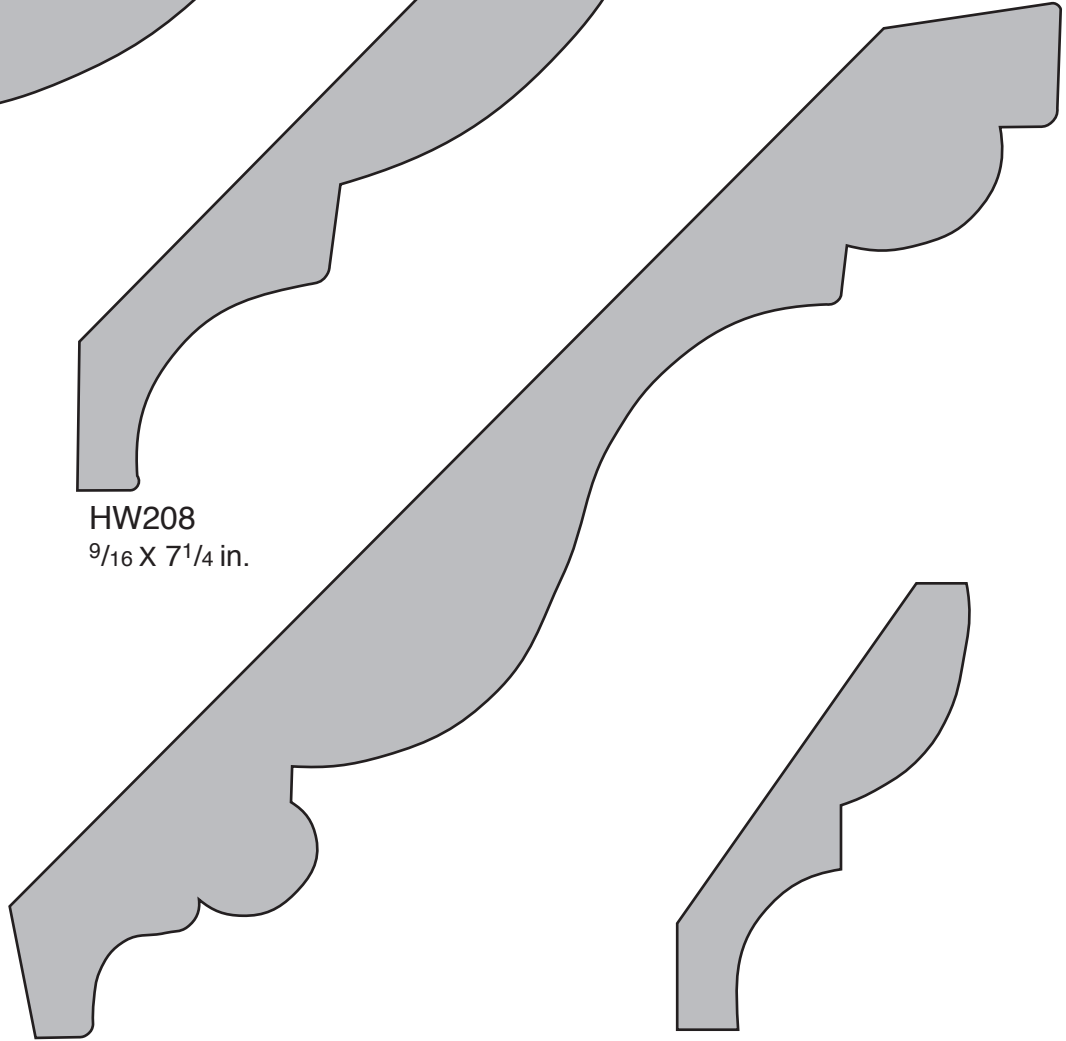
1-800-861-0734 • FAX 1-800-861-0737



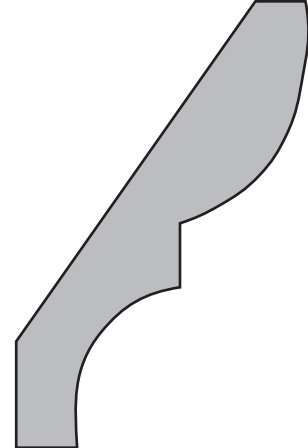
AH41
7/8 X 7in.



HW208
9/16 X 7 1/4 in.



USL 42
1 X 7 1/4 in.

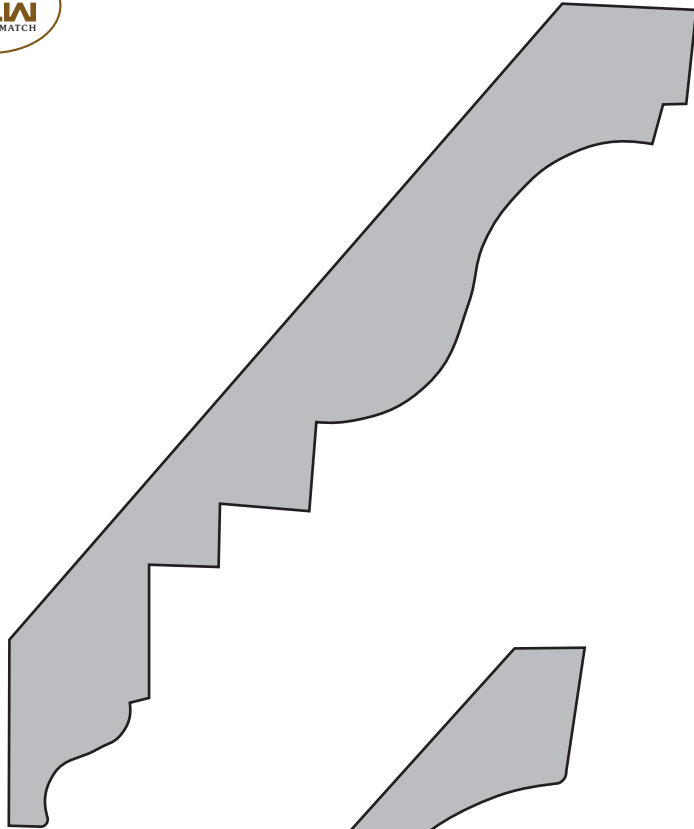


CM70 (WM070)
9/16 X 2 3/4 in.

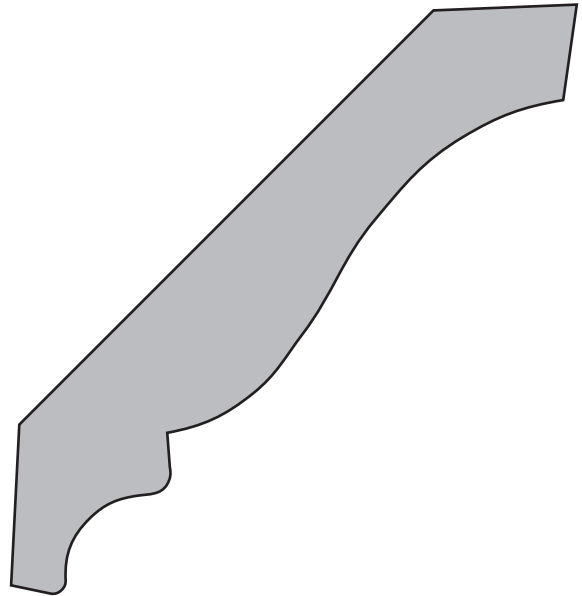
CROWN

FLEX TRIM™
by CARTER MILLWORK

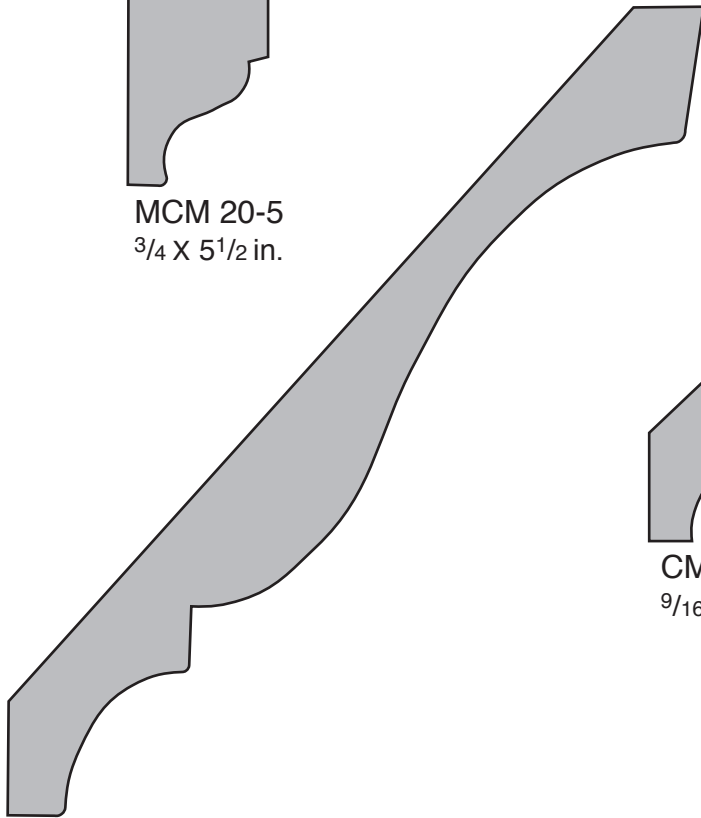
Many more profiles available, call...1-800-861-0734 • FAX 1-800-861-0737



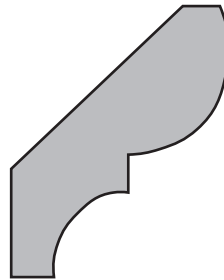
MCM 20-5
3/4 X 5 1/2 in.



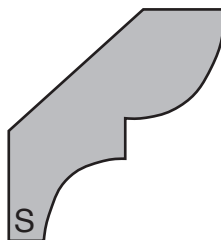
COX48
3/4 X 4 1/4 in.



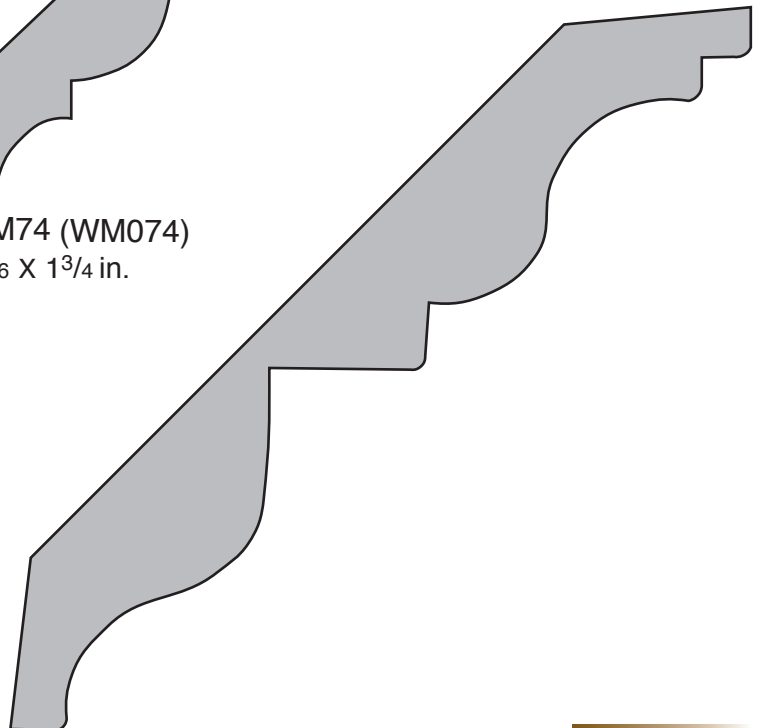
CM17
1 1/16 X 5 5/8 in.



CM74 (WM074)
9/16 X 1 3/4 in.



CM75 (WM075)
9/16 X 1 5/8 in.

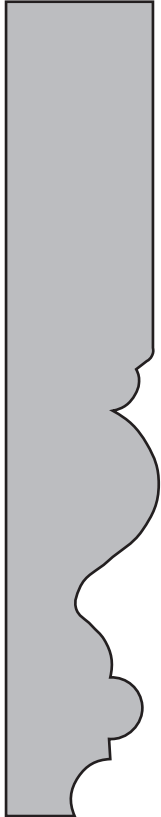


CM49L
3/4 X 5 1/4 in.

CROWN BACKER



1-800-861-0734 • FAX 1-800-861-0737



SM4008
3/4 X 4 1/4 in.



CRB250
5/8 X 2 1/2 in.



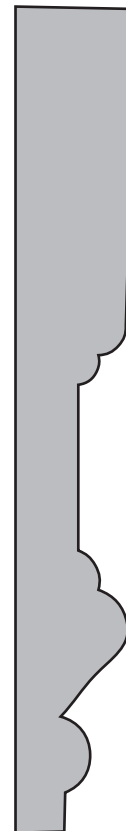
AH19
5/8 X 4 15/16 in.



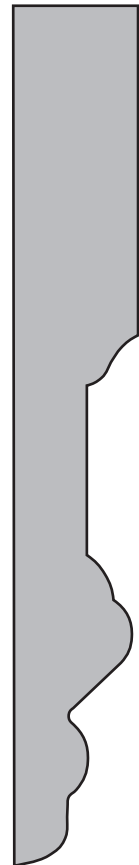
CM2
1 1/16 X 2 1/2 in.



WINDSOR
5/8 X 3 1/4 in.



1701
5/8 X 4 5/16 in.




TLC599
5/8 X 4 1/2 in.

BASES



Many more profiles available, call...1-800-861-0734 • FAX 1-800-861-0737




AH810
5/8 X 7 1/4 in.



CM618 (WM618)
9/16 X 5 1/4 in.



CM710 (WM710)
9/16 X 4 1/4 in.



CM663 (WM663)
9/16 X 3 1/4 in.



BCB500
5/8 X 5 1/4 in.
Also Available:
BCB300
5/8 X 3 1/4 in.
BCB400
5/8 X 4 1/4 in.
BCB700
5/8 X 7 1/4 in.
BCB925
3/4 X 9 1/4 in.

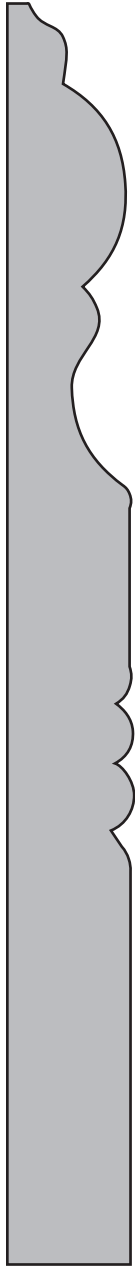


MS5180
9/16 X 5 1/4 in.


BASES



1-800-861-0734 • FAX 1-800-861-0737



612
9/16 X 6 9/16 in.



SM97
3/4 X 5 1/2 in.



S
CM610
9/16 X 5 1/4 in.



S
CM623 (WM623)
9/16 X 3 1/4 in.



CM753
9/16 X 3 1/4 in.
Also Available:
CM750
9/16 X 4 1/4 in.
CM750W
9/16 X 5 1/4 in.



CM218
9/16 X 5 1/4 in.

BASES



Many more profiles available, call...1-800-861-0734 • FAX 1-800-861-0737



CM616 (EC616)
1¹/₁₆ X 6¹/₈ in.




TWPB
1¹/₁₆ X 5¹/₄ in.



MDF714
5/8 X 7¹/₄ in.



BBJ725
3/4 X 7¹/₄ in.

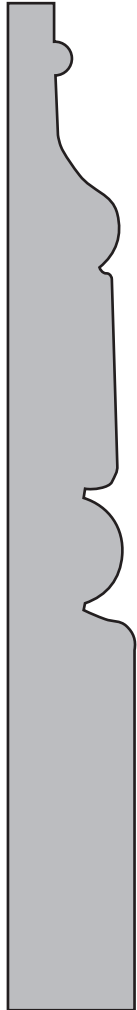


BBJ525
3/4 X 5¹/₄ in.
Also Available:
BBJ325
3/4 X 3¹/₄ in.
BBJ425
3/4 X 4¹/₄ in.

BASES



1-800-861-0734 • FAX 1-800-861-0737

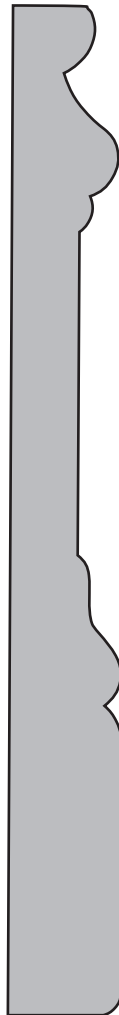


BLB525
5/8 X 5 1/4 in.

Also Available:

BLB425
5/8 X 4 1/4 in.

BLB725
5/8 X 7 1/4 in.



VICTORIAN BASE
9/16 X 5 1/4 in.



MBC38-5
3/4 X 5 1/4 in.



LDFBA718
5/8 X 7 1/8 in.

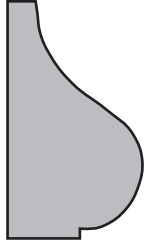


AH617
1 1/8 X 7 in.

BASE CAPS



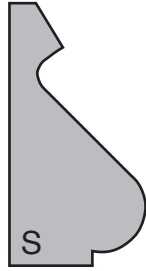
Many more profiles available, call...1-800-861-0734 • FAX 1-800-861-0737



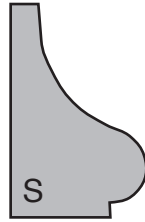
CM166
(WM166)
1¹/₁₆ X 1¹/₄in.



CM164
(WM164)
1¹/₁₆ X 1¹/₈in.



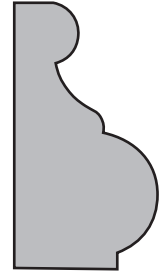
CM163
(WM163)
1¹/₁₆ X 1³/₈in.



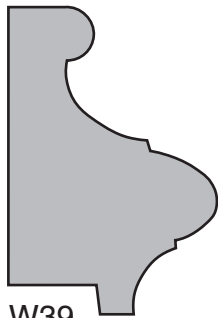
CM167
(WM167)
1¹/₁₆ X 1¹/₈in.



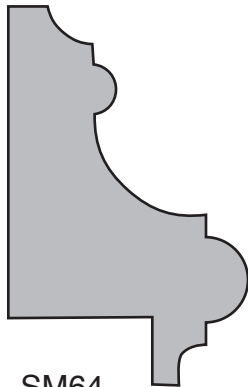
1201
1¹/₁₆ X 1¹/₄in.



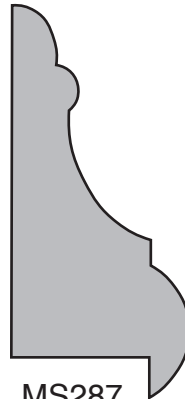
SM30
3/4 X 1³/₈in.



W39
1¹/₈ X 1¹/₂in.



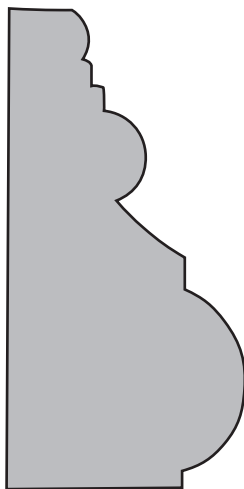
SM64
1¹/₄ X 2in.



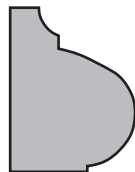
MS287
1⁷/₈ X 2¹/₁₆in.



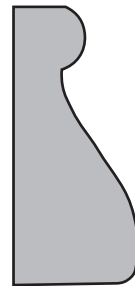
SM54
5/8 X 1³/₈in.



SM43
1¹/₄ X 2¹/₂in.



LWP 114
1¹/₁₆ X 7/8in.



BCB 150
1¹/₁₆ X 1¹/₂in.

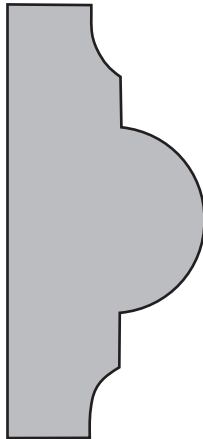


SM40
7/8 X 1⁷/₈in.

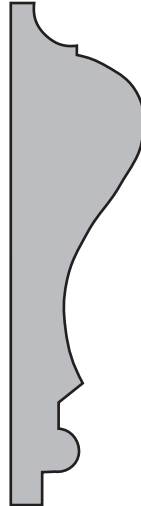
CHAIR RAIL



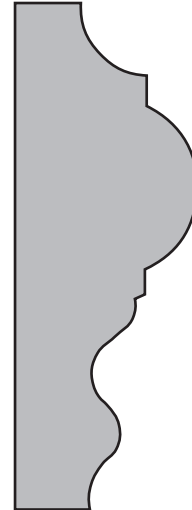
1-800-861-0734 • FAX 1-800-861-0737



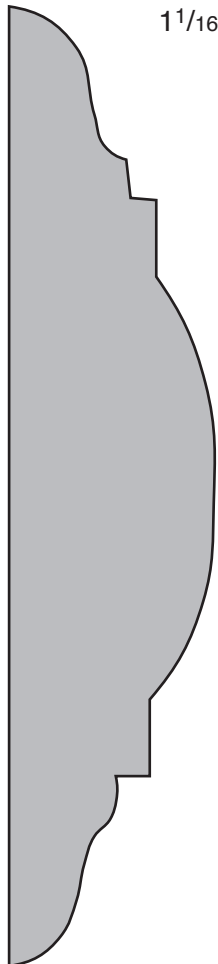
C136
1¹/₁₆ X 2¹/₄ in.




CM390 (WM390)
1¹/₁₆ X 2⁵/₈ in.



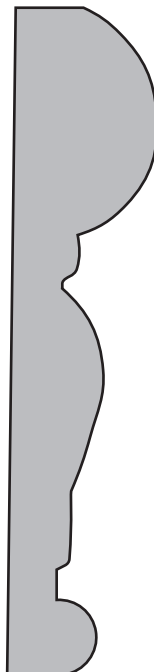
4
1⁵/₁₆ X 2⁵/₈ in.



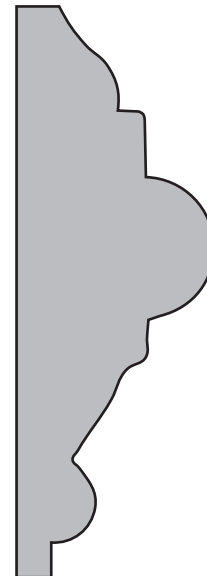
CR560
1 X 5 in.



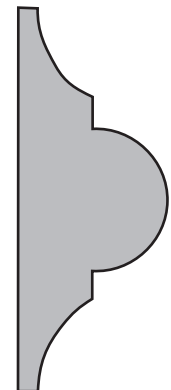
CM302
1¹/₁₆ X 2³/₄ in.



CR290
3/4 X 3¹/₂ in.



CRAL333
1 X 3 in.

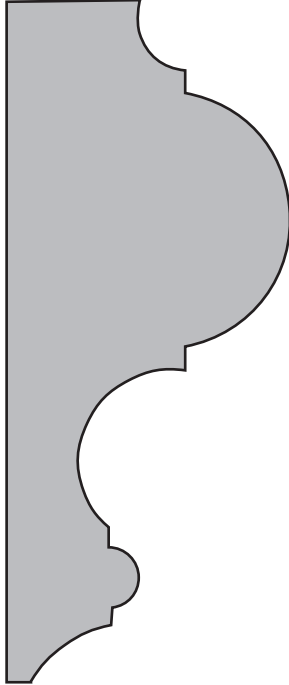


HH133
3/4 X 2 in.

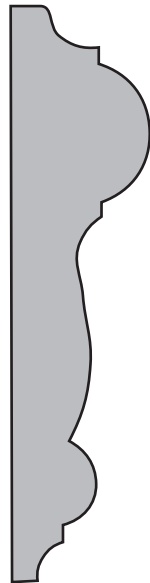
CHAIR RAIL



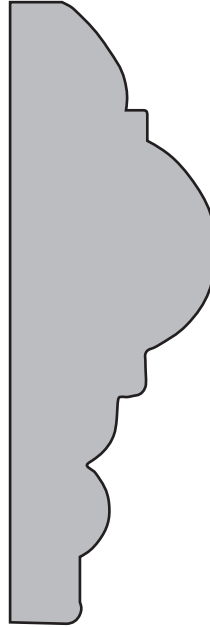
Many more profiles available, call...1-800-861-0734 • FAX 1-800-861-0737



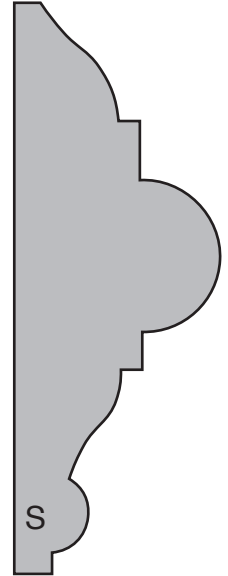
SM225
1³/₈ X 3⁵/₈ in.



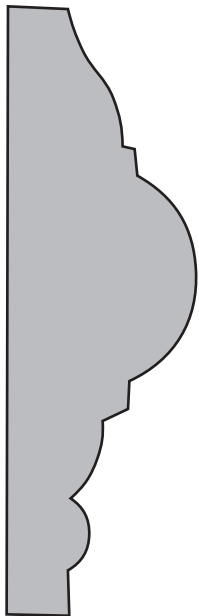
CM297
1¹/₁₆ X 3 in.



MD4
1¹/₁₆ X 3¹/₄ in.



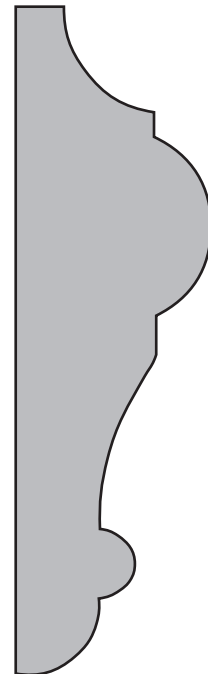
CM300 (WM300)
1¹/₁₆ X 3 in.



GP200
1 X 3¹/₄ in.



CRA350
3/4 X 3¹/₂ in.




CM397
1 X 3¹/₂ in.


CHAIR RAIL BACKER




1-800-861-0734 • FAX 1-800-861-0737



CM957
(WM957)
1/2 X 4 1/4 in.



CM425 (C135)
1/2 X 4 1/2 in.



CRB425
3/4 X 4 1/4 in.



CM398
1/2 X 5 1/4 in.




CM956
(WM956)
7/16 X 4 1/4 in.



CRB525
3/4 X 5 1/2 in.



CM6
7/16 X 4 1/2 in.




426
5/8 X 6 in.

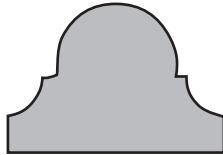
PANEL MOULDING



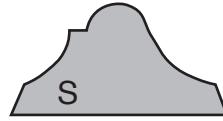
Many more profiles available, call...1-800-861-0734 • FAX 1-800-861-0737



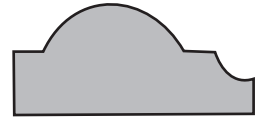
WM133
3/4 X 1 3/4 in.



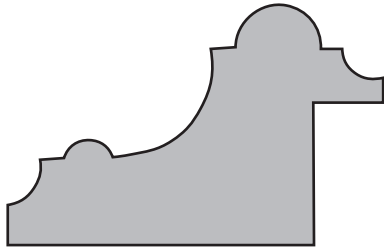
PM118
3/4 X 1 in.



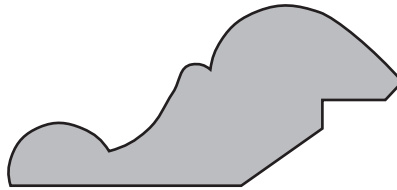
CM183 (WM183)
9/16 X 1 1/8 in.



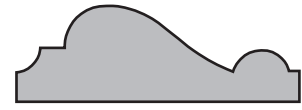
A9
9/16 X 1 1/4 in.



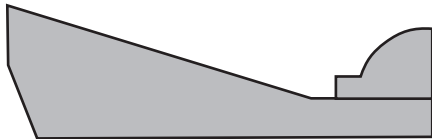
SM64
1 1/4 X 2 in.



PM43
1 5/16 X 2 1/8 in.

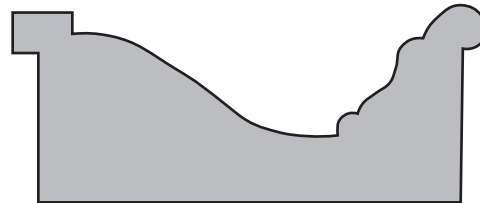


CM184 (WM184)
1/2 X 1 1/2 in.

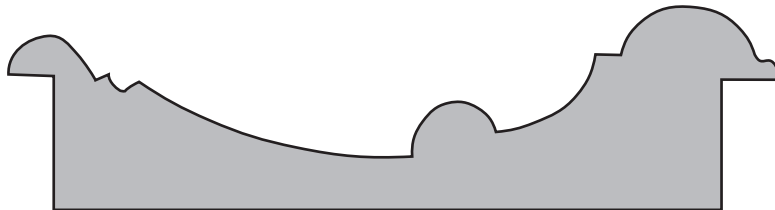


57
1 1/16 X 2 1/4 in.

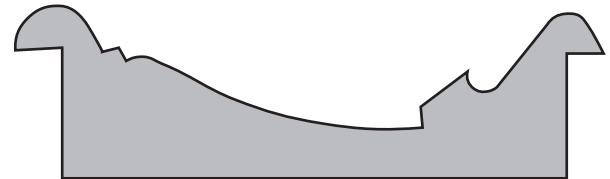
70
3/8 X 1/2 in.



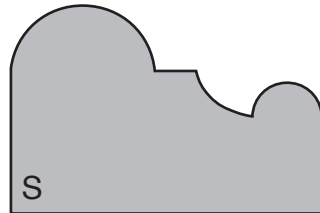
SM3514
1 5/16 X 2 3/8 in.



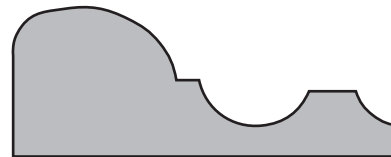
PM5126
1 1/16 X 4 1/16 in.



PM5127
7/8 X 3 1/16 in.



C42
1 1/16 X 1 5/8 in.
RABBETED
Also Available:
C42R 1/2
C42R 3/4



PM250
3/4 X 2 in.
RABBETED
Also Available:
PM250R4
1/2 in.RAB
PM250R5
3/4 in.RAB


BRICK MOULDING



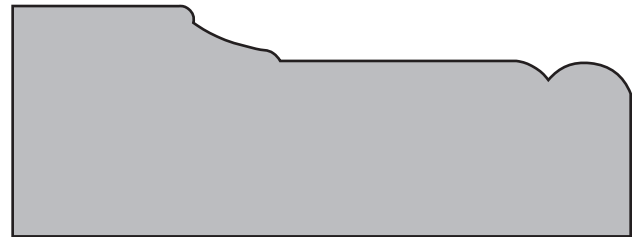
1-800-861-0734 • FAX 1-800-861-0737



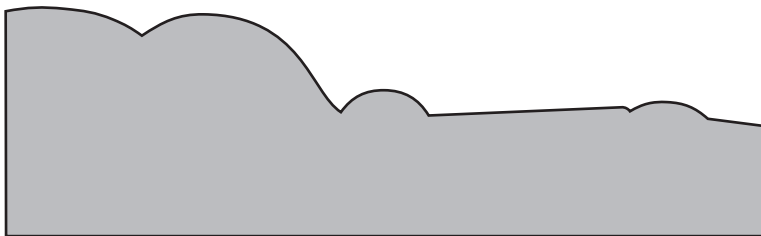
EC181
1¹/₄ X 3¹/₄ in.



CM175 (WM175)
1¹/₁₆ X 2 in.



WM179
1¹/₄ X 3¹/₄ in.



CONGRESSIONAL BMC (EC185)
1¹/₄ X 4 in.

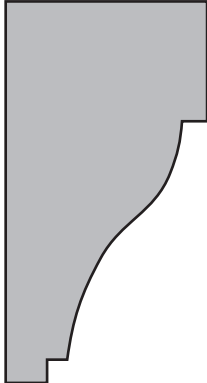


CM180 (WM180)
1¹/₄ X 2 in.

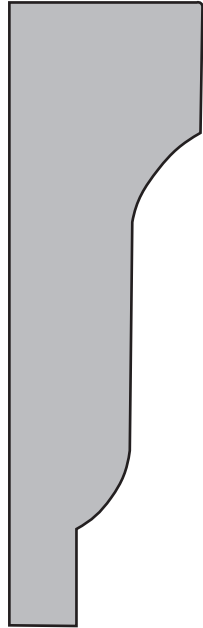
RAKES



Many more profiles available, call...1-800-861-0734 • FAX 1-800-861-0737



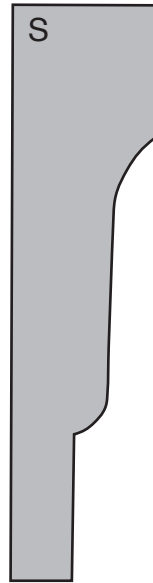
CM287 (WM287)
1¹/₁₆ X 2in.



CM1206
1 X 3¹/₁₆in.



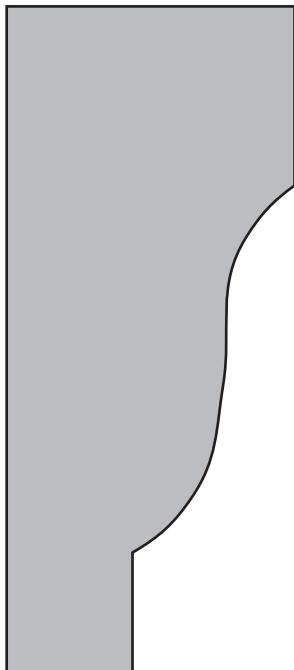
CM212 (WM212)
5/8 X 2¹/₂in.



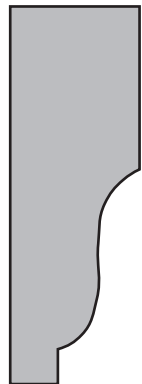
CM28
3/4 X 3in.



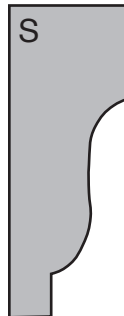
CM207 (WM207)
1¹/₁₆ X 2¹/₂ in.



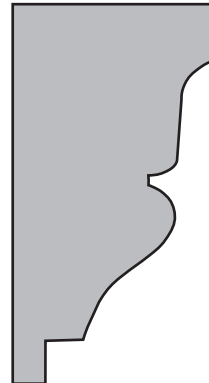
CM29
1¹/₂ X 3¹/₂ in.



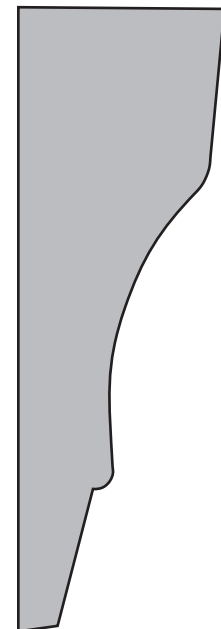
CM209 (WM209)
1¹/₁₆ X 2in.



CM210 (WM210)
5/8 X 1⁵/₈ in.



SM41 (WM286)
1¹/₁₆ X 2in.



WP207
1¹/₈ X 3¹/₄ in.

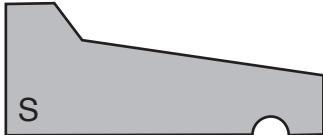


LWP286
1¹/₁₆ X 2in.

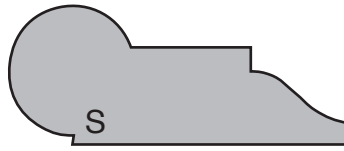
VARIATIONS



1-800-861-0734 • FAX 1-800-861-0737



CM197
1¹/₁₆ X 1⁵/₈ in.



CM273 (WM273)
1¹/₁₆ X 1³/₄ in.



CM988
3³/₈ X 1¹/₂ in.
Also Available:
CM987
3³/₈ X 2 in.



CM137
9⁹/₁₆ X 1¹/₄ in.



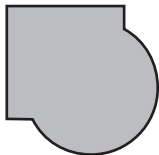
HR150
1¹/₂ X 3³/₄ in.



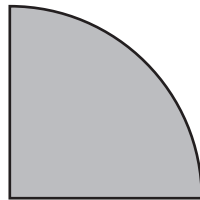
HR100
1 X 1¹/₂ in.



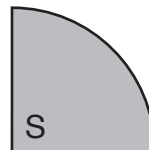
CM131
(Ogee Shoe)
7⁷/₁₆ X 3³/₄ in.



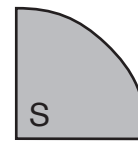
PENCIL MOULD
5⁵/₈ X 5⁵/₈ in.




1in. QR.
1in. X 1in.



CM105 (WM105)
3³/₄ X 3³/₄ in.



CM106 (WM106)
1¹/₁₆ X 1¹/₁₆ in.



CM936
3³/₈ X 1³/₈ in.
Also Available:
CM937
3³/₈ X 1¹/₄ in.



CM940
7⁷/₁₆ X 7⁷/₈ in.
Also Available:
CM941A
7⁷/₁₆ X 5⁵/₈ in.
CM941
7⁷/₁₆ X 3³/₄ in.



CM127
7⁷/₁₆ X 1¹/₁₆ in.

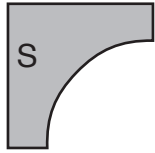


CM126 (WM126)
1¹/₂ X 3³/₄ in.

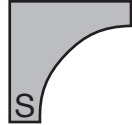
VARIATIONS



Many more profiles available, call...1-800-861-0734 • FAX 1-800-861-0737



CM93
3/4 X 3/4 in.



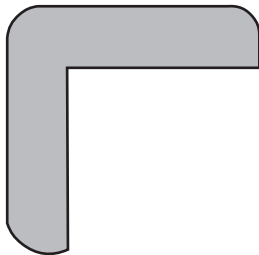
CM100
1¹/₁₆ X 1¹/₁₆ in.



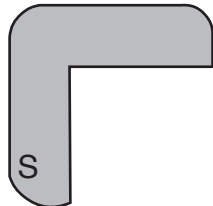
CM101
1/2 X 1/2 in.



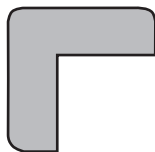
SCOTIA
WM1075
1/2 X 3/4 in.



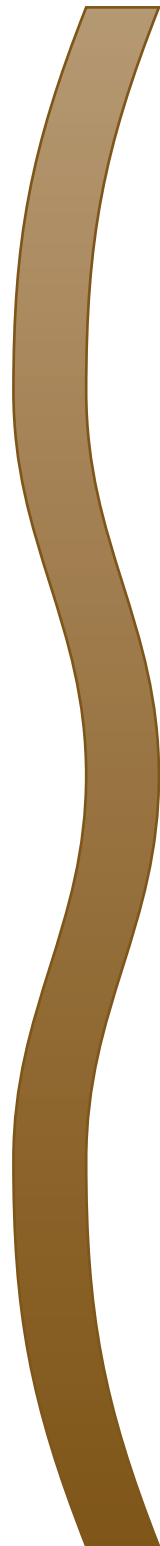
CM204 (WM204)
1⁵/₁₆ X 1⁵/₁₆ in.



CM205
1¹/₁₆ X 1¹/₁₆ in.



CM206
3/4 X 3/4 in.



FLEX JAMB	
496	3/4 X 4 ⁹ / ₁₆ in.
696	3/4 X 6 ⁹ / ₁₆ in.
EASED EDGE	

S 4 S	
1 X 2	3/4 X 1 1/2 in.
1 X 2 NET	3/4 X 2 in.
CMXJ	3/4 X 3 ¹ / ₁₆ in.
1 x 4	3/4 X 3 1/2 in.
1 x 6	3/4 X 5 1/2 in.
1 x 8	3/4 X 7 1/2 in.
1 x 10	3/4 X 9 1/4 in.
1 x 12	3/4 X 11 1/4 in.
5/4 x 4	1 X 3 1/2 in.
5/4 x 6	1 X 5 1/2 in.
5/4 x 8	1 X 7 1/2 in.
5/4 x 10	1 X 9 1/4 in.
5/4 x 12	1 X 11 1/4 in.

INDEX



PAGE 5- CASINGS

CM356
CM366
CM445
CM444
CM376
CM444A
CM470
CM442
CM1
CM97

PAGE 6

CCC525
C606R
SM75
SM85
C606F
SM5806

PAGE 7

C600R
CM14R
CM14F
PT338F
PT338R

1002
1002M
CNF312
CCC350
SM8

PAGE 8

SM12
CM445A
CFC 214
CFC 315 (NS)
CFC 425 (NS)
24112 PCA
2814
CM460
CM371
MD2
NH234

PAGE 9

SM7
CM327
CRK350
PM719
WM351
CBG275
RIDOUT376
CAS50
CKN425

PAGE 10

LSM2060
BM1188
CN400
CBG400
CRC350
CRC425

PAGE 11

CGA425
COXCOMB
NH358
WM371

CKN350
CM361
SM83

PAGE 12

SM80
CJF425
LWM 97

C425
MISS JENNY
CAG425

PAGE 13

CM433
CM473
CAS30
CM452
SM2050
BM995
SM 5701

PAGE 14

CAM350
BM1455
C352
RBI SPR3
BM255
CAM400
SM84

PAGE 15

RBI208
CTE350
CM683
TM1
399
MS1661
SM2051
CW1

PAGE 16

C351
WM444
LDFCA4
CKM234
SM82
EC490

PAGE 17

CBG300
SM47
PT312
SM2
CM466
PRESIDENTIAL

PAGE 18

P LARGE HOWE
TMMH
DELTA HOWE
CKN535
CM10
CVA350
CVA525
MSI1

PAGE 19-BACK BANDS

C282
CM809
4048USBB
97BB

SM68
CM142
4048
C281

3436BB
SM2513

PAGE 20

SM2501-2
SM2501
CM280
BB200
SM2510
SM2511-2
SM2511
CM289
CRC150
GP281
CM281

PAGE 21- CROWN

SM27
SM603
BM6
SM29
SM42

PAGE 22

AH40
CM48
WM80
CM541
COLONIAL COVE

PAGE 23

SM81
SM86 (NS)
RBCCM625
TP41
CM449C
CM6449C (NS)

PAGE 24

SM1136
BBS725
CCM725
CCM525 (NS)
CCM425 (NS)
BBS111

PAGE 25

SM 21
EC36
SM38
CM725L
CM525L

PAGE 26

SM32
CM375L
RB4
BM51245
RB7

PAGE 27

AH61
CRN39
CM70(COX)
CM53

PAGE 28

MTV629
COVE
TLC500
RBCCM525

PAGE 29

CBM1554
24168-US-CR
9 DENTIL
SM712

PAGE 30

CM549
CM37
SMITH DENTIL CRN
SM1157

PAGE 31

CM45 (1-1/8" Cove)
CM52
CM47
SM1160
CM49

PAGE 32

AH41
MS43
USL42
CM70

PAGE 33

MCM 20-5
COX48
CM17
CM74
CM75
CM49L



(NS)=Not shown but available

INDEX



Many more profiles available, call...1-800-861-0734 • FAX 1-800-861-0737

PAGE 34-CROWN BACKERS

SM4008
CRB250
AH19
CM2
WINDSOR
1701
BR CROWN ENHANCER

PAGE 35-BASES

CM810
CM618
CM710
BCB500
BCB300 (NS)
BCB400 (NS)
BCB700 (NS)
BCB925 (NS)

MS5180
CM663

PAGE 36

612
SM97
CM610
CM623
CM218
CM753
CM750 (NS)
CM750W (NS)

PAGE 37

CM616
TWPB
MDF714
BBJ725
BBJ525
BBJ325 (NS)
BBJ425 (NS)

PAGE 38

BLB525
BLB425 (NS)
BLB725 (NS)
VICTORIAN BASE
MBC38-5
LDFBA718
AH617

PAGE 39 BASE CAPS

CM166
CM164
CM163
CM167
1201
SM30
W39
SM64
MS287
SM54
SM43
LWP 114
BCB 150
SM40

PAGE 40 CHAIR RAIL

C136
CM390
4
CR560
CM302
CR290
CRAL333
HH133

PAGE 41

SM225
MD4
CM300
GP200
CM297
CRA350
CM397

PAGE 42 CHAIR RAIL BACKER

CM957
CRB425
CM956
CM6
CM425(C135)
CM398
CRB525
426

PAGE 43 PANEL MOULDING

MPM20
PM118
CM183
A9
SM64
PM43
CM184
57,70
SM3514
PM5127
PM5126
C42
C42R1/2(NS)
C42R3/4 (NS)
PM250
PM250R4(NS)
PM250R5(NS)

PAGE 44 BRICK MOULDING

AH181
CM175
WM179
CONGRESSIONAL BMC
CM180

PAGE 45 RAKES

CM287
CM1206
CM212
CM28
CM207
CM29
CM209
CM210

PAGE 45 CONTINUED

SM41(WM286)
LWP286
WP207

PAGE 46 VARIATIONS

CM273
CM197
CM137
CM988
CM987 (NS)
HR150
HR100
CM131
PENCIL MOULD

1IN. QR.

CM105
CM106
CM936
CM937 (NS)
CM940
CM941A (NS)
CM941 (NS)
CM127
CM126

PAGE 47

CM93
CM100
WM1075
CM101
CM204
CM205
CM206
S4S- 13 Sizes
FLEX JAM 496 &696

We have many more profiles available that may suit your specific design requirements. We are always available to recreate your custom patterns at...

1-800-861-0734



4264 Old Linwood Road
Linwood, NC 27299
1-800-861-0734
FAX 1-800-861-0737

US MAIL AT:

PO BOX 189
Linwood, NC 27299



49

CODE CC/ASB-04/2012

NOTES



Many more profiles available, call...1-800-861-0734 • FAX 1-800-861-0737

Lined area for notes with horizontal ruling lines.

FLEX TRIM™



by CARTER MILLWORK

4264 Old Linwood Road
Linwood, NC 27299
1-800-861-0734
FAX 1-800-861-0737
www.flextrim.com